

La forma della luce

# Collections

PANZERI




La forma della luce  
Collections

PANZERI

## Suspensions



Arena  
p. 34




Arena Acoustic  
p. 40



Bella-Bella Vestita  
p. 44




Brooklyn Line  
p. 80



Brooklyn Round  
p. 76



Candle  
p. 112



Dip  
p. 30  
NEW



Giano  
p. 84



Gilbert  
p. 108



Ginevra  
p. 68




Golden Ring  
p. 60




Gong  
p. 72



Hilow  
p. 54




Murané  
p. 88  
NEW



Murané R  
p. 92



Olivia, Emma & Clio  
p. 102



Phi  
p. 50



Ralph  
p. 128



Roma  
p. 26  
NEW



Silver Ring  
p. 64



Smoke  
p. 98



To-Be  
p. 116




Tubino  
p. 120



Venexia  
p. 132




Viisi  
p. 124



Zero Ellipse  
p. 152



Zero Round  
p. 136



Zero Round Acoustic  
p. 144



Zero Round Smart  
p. 140



Zero Round Vertical  
p. 148



Zero Square  
p. 152

## Offset and Canopies



Canopies for  
multiple fixing  
p. 166



Offset Canopies  
p. 162




Recessed Canopies  
p. 164



Zero Shapes  
Canopies  
p. 158

## Ceiling Lamps



432 Ways  
p. 190  
**NEW**



Brooklyn Out  
p. 212



Brooklyn Round  
p. 208




Carl2  
p. 196



Carmen  
p. 214



Dip  
p. 174  
**NEW**



Gilbert  
p. 218



Ginevra  
p. 182



Hilow  
p. 178




Lola  
p. 198



Roris  
p. 186



Silver Ring  
p. 204



Three  
p. 202



To-Be  
p. 200




Zero Round  
p. 220


## Wall Lamps



App  
p. 254




Bella  
p. 264



Bow  
p. 258



Carmen  
p. 276



Cross  
p. 278



Dip  
p. 230  
**NEW**



Giano  
p. 280



Gonio  
p. 246  
**NEW**



Hilow  
p. 268




Hilow Line  
p. 272



Jackie  
p. 288



Jay  
p. 284



Murané  
p. 294



Opuntia  
p. 290




Roma  
p. 226  
**NEW**




Roris  
p. 298



Toy R  
p. 240  
**NEW**



Toy S  
p. 234  
**NEW**



Tubino  
p. 302



Venexia  
p. 306



Ypsilon  
p. 308



Zero Line  
p. 250



Zero Round  
p. 312

Recessed



Al Decimo  
p. 320



Broadway  
p. 372



Bronx  
p. 354




Brooklyn  
p. 356



Carl  
p. 316



Click Clack  
p. 348




Corner  
p. 364



East  
p. 350



Eddie  
p. 324



Harlem  
p. 366



James  
p. 332



Jarvis  
p. 330



Jessie  
p. 334



Joe  
p. 338



Kips - Kips Round  
p. 368



Manhattan  
p. 360



Moai  
p. 346



Nick  
p. 326



Nook  
p. 370



Rally Trim  
p. 340



Sid  
p. 322



Step By Step  
p. 344



Taylor  
p. 336



Tribeca  
p. 374

Floor Lamps




Dip  
p. 384

NEW




Firefly in the Sky  
p. 404



Hilow Line  
p. 390



Jackie  
p. 398



Ralph  
p. 408



Roma  
p. 378

NEW



Tubino  
p. 394




Venexia  
p. 412



Viisi  
p. 402

## Table Lamps



Bella  
p. 418



Firefly in the Sky  
p. 422




Gilbert  
p. 428




Jackie  
p. 430



Opuntia  
p. 434



Ralph  
p. 438



Roris  
p. 440



Tubino, Tubino Plus  
p. 442

## Spotlights



Astoria In  
p. 448



Astoria Out  
p. 448



Astoria Line  
p. 448



Astoria Spot  
p. 448



Astoria 3 - 5 - 8  
p. 448



Queens  
p. 458



Queens 45  
p. 458



Queens 25  
p. 458



Queens 20  
p. 458



Queens 10  
p. 458



Soho In  
p. 454



Soho Out  
p. 454



Soho Line  
p. 454



Soho S 15  
p. 454



Soho 20  
p. 454



Soho 10  
p. 454



Soho 5  
p. 454

## Cultura & Culture

La luce ha sempre cercato di illuminare ogni gesto creativo, dall'arte ai monumenti. Il principio generatore di ogni progetto presuppone una presenza significativa e produttiva di ogni azienda che ha a cuore il patrimonio italiano, spesso soggetto a scarsa attenzione e manutenzione.

Panzeri ha voluto dare un contributo materiale e concettuale, intraprendendo una serie di iniziative rivolte alla risoluzione di problemi che gli spazi museali portano con sé, modificando antichi percorsi culturali e razionalizzando con i propri prodotti ambienti espositivi in varie parti del paese.

### Cultura & Culture

The light always endeavored to illuminate every creative gesture, from art to monuments. The generating principle of each project implies a relevant and productive presence of every firm that has close to heart the Italian heritage, often subject to insufficient attention and maintenance.

Panzeri decided to give a material and conceptual contribution undertaking a series of initiative addressed to the resolution of recurring problems in museums, updating old cultural paths and rationalizing with its own products exhibiting spaces in several parts of Italy.





● Piermarini Lighting project  
Honor Staircase of the Royal Palace  
Milan, Italy  
Product Piermarini (custom)  
Project Enzo Panzeri

Panzeri Support

# PEGGY GUGGENHEIM COLLECTION

In effetti "Panzeri per la Cultura" è un programma interno all'azienda, che si occupa di sperimentare queste nuove opportunità di dialogo con gli Architetti e le Istituzioni per arrivare ad una significativa presenza professionale e progettuale, in questo ambito trainante del nostro paese.

Actually "Panzeri for Culture" is an internal program, that aims at experimenting such new opportunities of dialogue with architects and institutions in order to achieve a significant presence in the professional and design field of this leading field of our country.



Ph. Matteo De Fina



Ph. Matteo De Fina



Ph. Francesca Bottazzin

La scelta non è casuale, e non ha subito rallentamenti per le condizioni generali della società. Pensiamo anzi che investire in cultura, oggi più che mai, rappresenti un'occasione importante per ogni imprenditore che voglia lasciare un segno, non solo per la contemporaneità, ma per le generazioni future.

The choice is not accidental, and did not undergo delays for the general conditions of society. On the contrary, we believe that investing in culture, today more than ever, represents a unique opportunity for each entrepreneur that strives for leaving a mark, not only for the contemporary society, but for future generations.





## Su misura

Ogni prodotto di design ha sempre avuto l'ambizione di essere unico, di trovare quello spazio che rende irripetibile ogni gesto della creazione, ogni momento della creatività, dunque essere "su misura" significa andare a creare le condizioni per risolvere un problema di unicità nell'essenza del percorso progettuale.

In questo meraviglioso universo delle idee, la luce, "la lampada" moltiplica esponenzialmente questa necessità perché l'immaterialità che proietta, che lancia nello spazio, rappresenta quella condizione essenziale che tende a differenziarsi da ogni altro esempio, come se la qualità del "su misura" fosse irrinunciabile.

### Bespoke

Every design product has always aspired to be inimitable, to sublimate the act of its own creation and every moment of creativity. Being "bespoke" means to resolve the issue of distinctiveness at the essence of the design planning journey.

In this marvellous universe made of ideas, the light and "the lamp" exponentially multiply this need of uniqueness. It emanates its immateriality and launches it into space. It represented that essential character to differentiate itself from any other case, as if "bespokeness" was indispensable.









## Filiera produttiva etica e sostenibile

Non è una novità il chiedersi oltre a cosa produrre: come produrre. La dissoluzione della centralità dell'estetica spinge prepotentemente l'imprenditore a scelte nuove, ad un'attenzione per la conoscenza delle nuove opportunità che la tecnologia "dolce" riesce a indicarci, senza dover rinunciare alla qualità finale del prodotto.

Il concetto di filiera produttiva "etica" presuppone una crescita della sensibilità complessiva che un'azienda come Panzeri ha sempre tenuto in grande considerazione, soprattutto in un campo come quello del "lighting design" dove la componente tecnologica ci appare continuamente in evoluzione, sia per il controllo energetico che per la qualità delle materie e delle componentistiche impiegate.

### Ethical and sustainable supply chain

It is not new to ask oneself not only what to produce, but also how to produce. The dissolution of the centrality of aesthetics prominently drives the entrepreneur towards new choices, towards an attention to the knowledge of new opportunities that the "sweet" technology can point us to, without compromising on the quality of the final product.


The concept of "ethical" production chain requires a rise of the overall sensitivity that a firm such as Panzeri always had to take into great consideration, especially in a field such as that of "lighting design" where the technological component appears continuously in evolution, both for the energetic control and the quality of the raw materials and the components utilized.











Non è solo una necessità ambientale, per la salvaguardia e la cura del nostro pianeta, ma è il tema della “responsabilità civile” che ogni imprenditore deve tenere nella massima considerazione perché non abbiamo più tempo per sprecare energia, per sprecare la luce, e il benessere che questo processo costruttivo determina non è negoziabile.

It is not simply an environmental need, for the safeguard and care of our planet, it is in fact a “civil liability” that each entrepreneur must take into maximum consideration because we have no more time to waste energy, to waste light. And the well-being that this constructive process determines is not negotiable.









Roma, Dip, Arena, Arena Acoustic, Bella, Bella Vestita, Phi, Hilow, Golden Ring, Silver Ring, Ginevra, Gong, Brooklyn Round, Brooklyn Line, Giano, Murané, Murané R, Smoke, Olivia, Emma, Clio, Gilbert, Candle, To-Be, Tubino, Viisi, Ralph, Venexia, Zero Round, Zero Round Smart, Zero Round Acoustic, Zero Round Vertical, Zero Square, Zero Ellipse

# Suspensions

Sospensioni  
Suspensions



ARENA	34
ARENA ACOUSTIC	40
BELLA-BELLA VESTITA	44
BROOKLYN LINE	80
BROOKLYN ROUND	76
CANDLE	112
DIP	30
GIANO	84
GILBERT	108
GINEVRA	68
GOLDEN RING	60
GONG	72
HILOW	54
MURANÉ	88
MURANÉ R	92
OLIVIA, EMMA & CLIO	102
PHI	50
RALPH	128
ROMA	26
SILVER RING	64
SMOKE	98
TO BE	116
TUBINO	120
VENEXIA	132
VIISI	124
ZERO ELLIPSE	152
ZERO ROUND	136
ZERO ROUND ACOUSTIC	144
ZERO ROUND SMART	140
ZERO ROUND VERTICAL	148
ZERO SQUARE	152

Designer, Year:  
Scandurra, 2024  
Registered Design

Category:  
Suspensions



Roma rappresenta un prestigioso connubio tra classicità e modernità. La sapiente unione di forme che evocano il passato, materiali raffinati e tecnologie contemporanee crea un prodotto senza tempo, in grado di esaltare la texture del vetro cattedrale attraverso una luce morbida e diffusa. La versione a sospensione con tige rigida nobilita e arricchisce gli spazi in cui è inserita con carattere ed eleganza.

Roma represents a prestigious blend of classicism and modernity. The clever combination of shapes that evoke the past, refined materials and contemporary technology creates a timeless product that enhances the texture of cathedral glass through soft, diffused light. The suspension version with rigid tige ennobles and enriches the spaces in which it is placed with character and elegance.

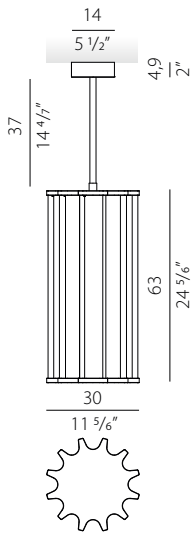
NEW

# Roma









Discover more



Code

L148\_ \_030.0502

Light Source

- ▶ LED 36W
- ▶ 2800lm
- ▶ 2700K Ra>90 220-240V AC dimm able (DALI/Push DIM)

Finishes



Roma Collection



Wall  
Pag. 226



Floor  
Pag. 378



Floor outdoor  
Pag. 378

Designer, Year:  
Hangar Design Group, 2024  
Registered Design

Category:  
Suspensions



Lampada a sospensione dal design semplice e minimale, una testa tonda che può essere sospesa singolarmente, a coppie o in composizione lineare per illuminare tavoli e piani di lavoro. Disponibile in una vasta selezione di eleganti finiture, è in grado di valorizzare ambienti residenziali e commerciali.

Suspension lamp with a simple, minimalist design, a round head that can be suspended individually, in pairs or in a linear composition to illuminate tables and countertops. Available in a wide selection of elegant finishes, it can enhance residential and commercial environments.

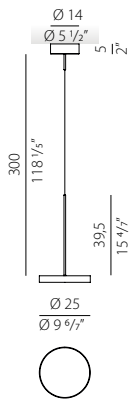


NEW

# Dip







Discover more




Code

L084\_ \_000.0502

Light Source

- ▶ LED 18W
- ▶ 1931lm
- ▶ 2700K Ra>90 220-240V AC dimmable (DALI/Push DIM)

Finishes



Dip Collection



Ceiling  
Pag. 174



Wall  
Pag. 230



Floor  
Pag. 384



Floor Outdoor  
Pag. 384

Designer, Year:  
Enzo Panzeri, 2020

Category:  
Suspensions



Arena è un anello nello di luce con spot orientabili, disponibile in diversi diametri, ciascuno dei quali ospita 3, 4 o 5 proiettori. La qualità di un design funzionale e minimale lavora in sintonia con la flessibilità della luce per garantire un elevato comfort visivo.

Arena is ring of light with adjustable spots, available in different diameters, each accommodating 3, 4 or 5 spotlights. The quality of a functional and minimal design works in tune with the flexibility of light to ensure high visual comfort.

# Arena

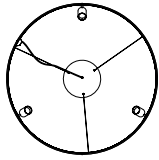
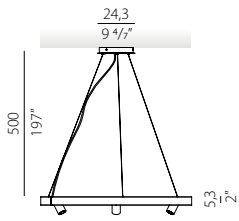












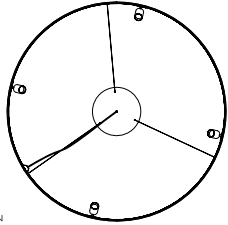
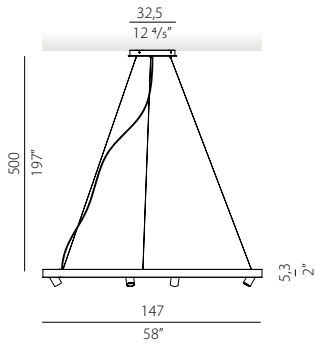
Discover more



Code  
L074\_ \_100.0502

Light Source  
 ▶ LED 92W  
 ▶ 4191lm + 3 x 847lm  
 ▶ 2700K Ra>90 30° 220-240V AC dimmable (DALI/Push DIM)

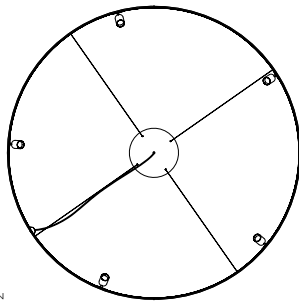
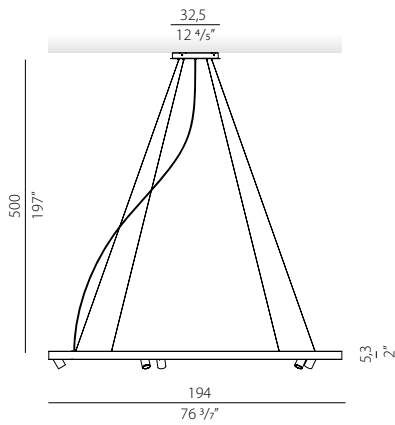

Finishes



Code  
L074\_ \_150.0502

Light Source  
 ▶ LED 129W  
 ▶ 6287lm + 4 x 847lm  
 ▶ 2700K Ra>90 30° 220-240V AC dimmable (DALI/Push DIM)

Finishes



Code  
L074\_ \_200.0502

Light Source  
 ▶ LED 154W  
 ▶ 8383lm + 5 x 847lm  
 ▶ 2700K Ra>90 30° 220-240V AC dimmable (DALI/Push DIM)

Finishes



Arena Collection



Arena Acoustic, Suspension  
Pag. 40

Disponibili a richiesta LED 3000K  
On request 3000K LED available

Designer, Year:  
Enzo Panzeri, 2021

Category:  
Suspensions



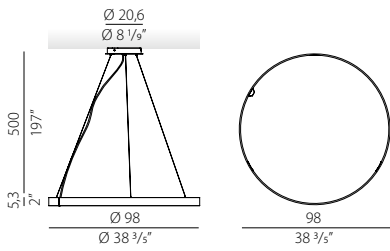
La ricerca della convivenza tra comfort acustico e luminoso si concretizza in Arena Acoustic, un elegante e minimale anello di luce con pannello fonoassorbente integrato. Con il suo design moderno e caratteristico, questa sospensione fonoassorbente si presta all'utilizzo in composizione con gli apparecchi delle famiglie Arena e Zero Round.

The search for the coexistence of acoustic and lighting comfort is embodied in Arena Acoustic, an elegant and minimalist ring of light with an integrated sound-absorbing panel. With its distinctive modern design, this sound-absorbing suspension lends itself to use in composition with luminaires from the Arena and Zero Round families.

# Arena Acoustic







Discover more



Code  
L046\_\_100.0502



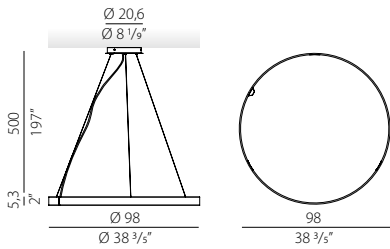
Light Source

- ▶ LED 51W
- ▶ 1434lm
- ▶ 2700K Ra>90 220-240V AC dimmable (DALI/Push DIM)

Finishes



Pannello fonoassorbente in PET, Acoustic PET panel



Code  
L056\_\_100.0502



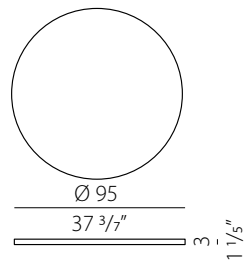
Light Source

- ▶ LED 51W
- ▶ 1434lm
- ▶ 2700K Ra>90 220-240V AC dimmable (DALI/Push DIM)

Finishes



Pannello fonoassorbente by Slalom, Sound-absorbing panel by Slalom



Code  
YPA05602.030

Pannello fonoassorbente per aumento prestazione acustica [coefficiente Alpha W (aw) 0,9]. Altezza finale apparecchio 6,5cm (2 5/9")  
Sound absorbing panel for increased acoustic performance [Alpha W coefficient (aw) 0.9]. Fixture total height 6,5cm (2 5/9")

Arena Collection



Arena, Suspension  
Pag. 34

Disponibili a richiesta LED 3000K  
On request 3000K LED available

Designer, Year:  
Enzo Panzeri, 2019-2020  
Registered Design  
Matteo Thun, 2020

Category:  
Suspensions



Bella è la dematerializzazione del design, un disco di luce dal carattere contemporaneo che offre alte prestazioni in uno spazio minimo. La versione a sospensione si presta a composizioni lineari o a cascata, con emissione verso il basso o verso l'alto per l'illuminazione del soffitto.

Bella is the dematerialization of design, a disc of light with a contemporary look that offers high performance in a minimum space. The suspension version lends itself to linear or cascade compositions, with direct or indirect upward emission for ceiling lighting.

# Bella Bella Vestita



reddot winner 2020



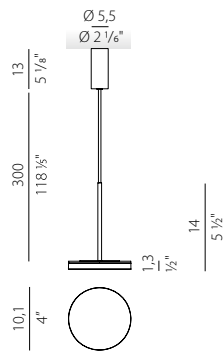
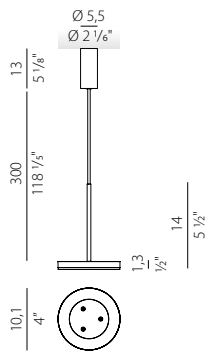








## Bella, Enzo Panzeri 2019-2020



Discover more



Code

L052\_ \_011.0501

Light Source

- ▶ LED 6,5W
- ▶ 388lm
- ▶ 2700K Ra>90 220-240V AC ON-OFF

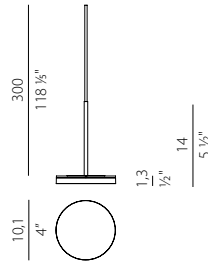
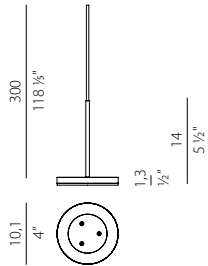

Code

L053\_ \_011.0501

Light Source

- ▶ LED 6,5W
- ▶ 388lm
- ▶ 2700K Ra>90 220-240V AC ON-OFF

Finishes



Code

M052\_ \_011.0510

Light Source

- ▶ LED 4,5W
- ▶ 388lm
- ▶ 2700K Ra>90 24V DC

Code

M053\_ \_011.0510

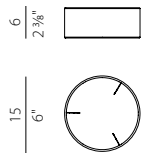
Light Source

- ▶ LED 4,5W
- ▶ 388lm
- ▶ 2700K Ra>90 24V DC

Finishes



## Bella Vestita, Matteo Thun 2020



Discover more



Code

YPL052\_ \_015

Paralume in tessuto plissé colore avorio, semplice installazione a scatto.  
Ivory pleated fabric lampshade, simple snap installation.

Finishes



## Bella Collection



Wall  
Pag. 264



Table  
Pag. 418

Rosoni per composizioni da pag. 162  
Canopies for configurations from page 162

Designer, Year:  
Officina Panzeri, 2023

Category:  
Suspensions



Una combinazione innovativa di luce, decorazione e comfort. Con la sua luce soffusa e calda, Phi è una sospensione multifunzionale che riduce i riverberi acustici negli ambienti rumorosi stabilendo la definizione di spazi più intimi e accoglienti.

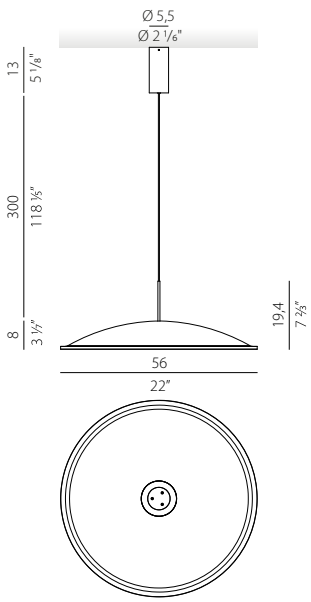
An innovative combination of light, decoration and comfort. With its soft and warm light, Phi is a multifunctional suspension that reduces acoustic reverberations in noisy environments by establishing the definition of more intimate and cozy spaces.

# Phi









Discover more



Code


L058\_...060.0501



Light Source

- ▶ LED 8W
- ▶ 538lm
- ▶ 2700K Ra>90 220-240V AC ON-OFF

Finishes



Paralume fonoassorbente "milk" e "mud", Sound-absorbing lampshade "milk" and "mud"



Designer, Year:  
Matteo Thun, 2020  
Registered Design

Category:  
Suspensions



In grado di caratterizzare con infinite possibilità compositive la scenografia di ogni ambiente, installabile in modo libero e intuitivo, per illuminazione diretta o indiretta. Abbinando gli articoli To-be22 è possibile integrare una luce concentrata verso il basso e dare alle composizioni uno sviluppo tridimensionale.

With its countless compositional options, this luminaire adds distinctive appeal to the decor in all contexts. It allows intuitive installation wherever required, for direct or indirect lighting. By combining the To-be22 pendants it is possible to integrate a concentrated light downwards and give the compositions a three-dimensional development.

# Hilow



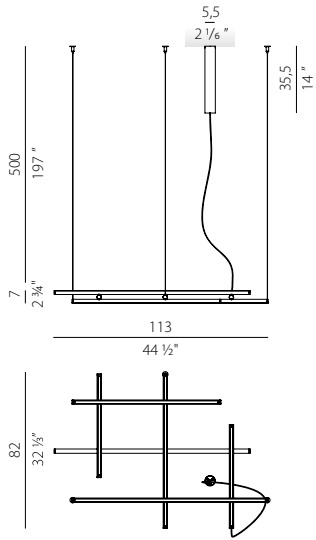
**BIGSEE**  
**PRODUCTDESIGN**  
**AWARD 2021**  
WINNER











Discover more



Code

L028\_\_115.0502

Light Source

- ▶ LED 80W
- ▶ 5045lm
- ▶ 2700K Ra>90 220-240V AC dimmable (DALI/Push DIM)
- ▶ Diffusori opali, Opal diffusers


Code

L029\_\_115.0502

Light Source

- ▶ LED 80W
- ▶ 2118lm
- ▶ 2700K Ra>90 220-240V AC dimmable (DALI/Push DIM)
- ▶ Diffusori neri, Black diffusers


Finishes



Hilow Collection




Ceiling  
Pag. 178



Wall  
Pag. 268



Hilow Line, Wall  
Pag. 272



Hilow Line, Floor  
Pag. 390

Designer, Year:  
Enzo Panzeri, 2015  
Registered Design

Category:  
Suspensions




Dalla collezione Rings, un anello di luce a sospensione, biemissione e dal design semplice ma d'impatto, che offre una varietà di soluzioni combinabili tra di loro per arredare ed illuminare ambienti di ogni genere, dal residenziale ai grandi spazi pubblici.

From the Rings collection, a suspension ring of light, with direct and indirect light emission and a simple yet striking design, that offers a variety of solutions that can be combined to furnish and illuminate environments of all kinds, from residential to large public spaces.

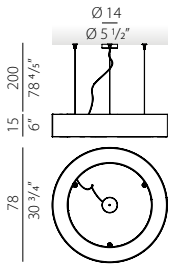
# Golden Ring











Discover more



Code

L081\_ \_080.0408



Light Source

- ▶ LED 45W
- ▶ 3053lm
- ▶ 3000K Ra>90 220-240V AC ON-OFF
- ▶ Direct light emission

Code

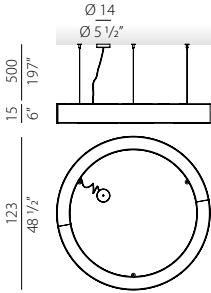

L081\_ \_080.0402



Light Source

- ▶ LED 87W
- ▶ 3053lm + 3053lm
- ▶ 3000K Ra>90 220-240V AC dimmable (DALI/Push DIM)
- ▶ Direct and indirect light emission

Finishes



Code

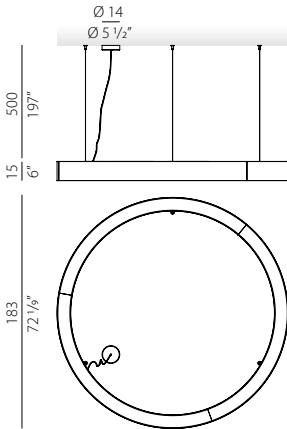
L081\_ \_120.0402



Light Source

- ▶ LED 150W
- ▶ 5233lm + 5233lm
- ▶ 3000K Ra>90 220-240V AC dimmable (DALI/Push DIM)
- ▶ Direct and indirect light emission

Finishes



Code

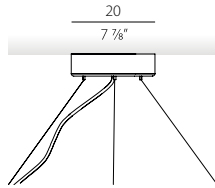
L081\_ \_180.0402



Light Source

- ▶ LED 220W
- ▶ 7850lm + 7850lm
- ▶ 3000K Ra>90 220-240V AC dimmable (DALI/Push DIM)
- ▶ Direct and indirect light emission

Finishes

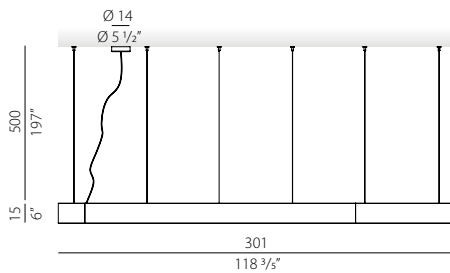


Code

M8101-3  
M8102-3  
M8103-3

Rosone per collegamento elettrico e per raggruppamento di 3 funi in acciaio.  
Canopy for power supply and to join 3 steel cables.

Finishes



Code

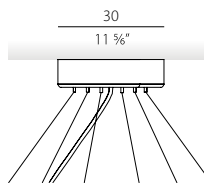
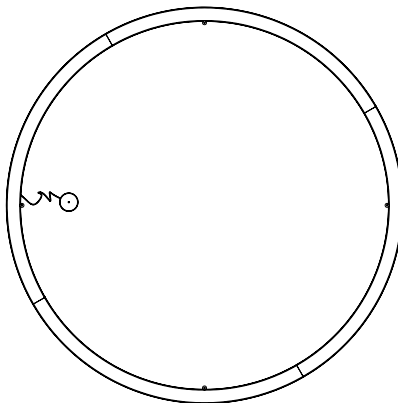
L081\_ \_300.0402



Light Source

- ▶ LED 370W
- ▶ 13083lm + 13083lm
- ▶ 3000K Ra>90 220-240V AC dimmable (DALI/Push DIM)
- ▶ Direct and indirect light emission

Finishes



Code

M8101-6  
M8102-6  
M8103-6

Rosone per collegamento elettrico e per raggruppamento di 6 funi in acciaio.  
Canopy for power supply and to join 6 steel cables.

Finishes



Disponibili a richiesta LED 2700K o 4000K  
On request 2700K o 4000K LED available

Designer, Year:  
Enzo Panzeri, 2016

Category:  
Suspensions



Dalla collezione Rings, un anello di luce a sospensione, ad emissione diretta e dal design semplice ma d'impatto, che offre una varietà di soluzioni combinabili tra di loro per arredare ed illuminare ambienti di ogni genere, dal residenziale ai grandi spazi pubblici.

From the Rings collection, a suspension ring of light, with direct light emission and a simple yet striking design, that offers a variety of solutions that can be combined to furnish and illuminate environments of all kinds, from residential to large public spaces.

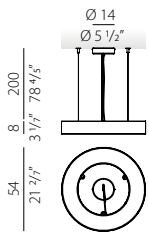
# Silver Ring







## Silver Ring, Enzo Panzeri 2016



Discover more



Code

L082\_050.0402

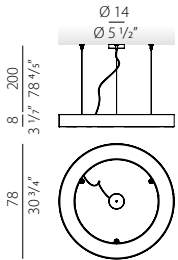


Finishes



Light Source

- ▶ LED 25W
- ▶ 1809lm
- ▶ 3000K Ra>90 220-240V AC dimmable (DALI/Push DIM)



Code

L082\_080.0402

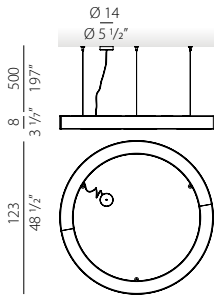


Finishes



Light Source

- ▶ LED 45W
- ▶ 3053lm
- ▶ 3000K Ra>90 220-240V AC dimmable (DALI/Push DIM)



Code

L082\_120.0402

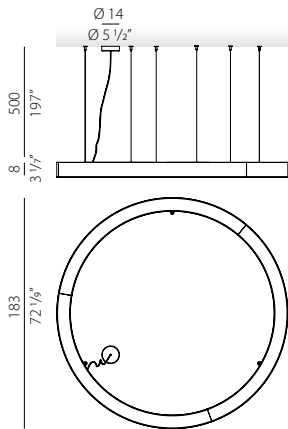


Finishes



Light Source

- ▶ LED 75W
- ▶ 5233lm
- ▶ 3000K Ra>90 220-240V AC dimmable (DALI/Push DIM)



Code

L082\_180.0402



Finishes



Light Source

- ▶ LED 110W
- ▶ 17850lm
- ▶ 3000K Ra>90 220-240V AC dimmable (DALI/Push DIM)

## Silver Ring Collection



Ceiling  
Pag. 204

Disponibili a richiesta LED 2700K o 4000K  
On request 2700K o 4000K LED available

Designer, Year:  
Christian Burtolf, 2018

Category:  
Suspensions



Studiata per unire in sé la tecnicità di un'emissione di luce controllata e l'estetica di un design ricercato. Lo schermo microprismato arretrato e l'abbinamento di due finiture interno/esterno offrono una perfetta integrazione tra funzionalità e stile, con cui arredare ed illuminare lo spazio.

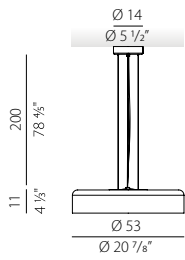
Designed to combine the technicality of a controlled light emission and the aesthetics of a sophisticated design. The recessed microprismatic screen and the combination of internal/external finishes offer a perfect integration between functionality and style, with which to furnish and illuminate the space.

# Ginevra









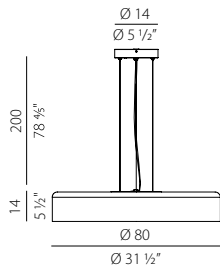
Discover more



Code  
L092\_...050.0402

Light Source  
 ▶ LED 36W  
 ▶ 2916lm  
 ▶ 3000K Ra>90 220-240V AC dimmable (DALI/Push DIM)

Finishes



Code  
L092\_...080.0402

Light Source  
 ▶ LED 82W  
 ▶ 7782lm  
 ▶ 3000K Ra>90 220-240V AC dimmable (DALI/Push DIM)

Finishes



Ginevra Collection



Ceiling  
Pag. 182

Designer, Year:  
Officina Panzeri, 2018

Category:  
Suspensions




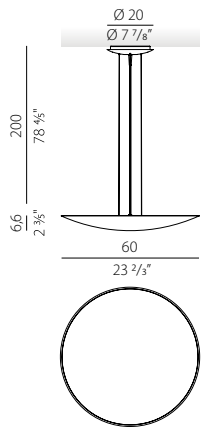
Gong è una sospensione che caratterizza con classe gli ambienti in cui si inserisce per la bellezza insita nella purezza della sua forma. Il disco del corpo lampada accenna alla tridimensionalità grazie all'attento lavoro di tornitura a cui viene sottoposto.

Gong is a suspension fixture that characterizes with class the environments in which it is placed for the beauty inherent in the purity of its shape. The disc of the lamp body hints at three-dimensionality thanks to the careful turning work made on it.

# Gong







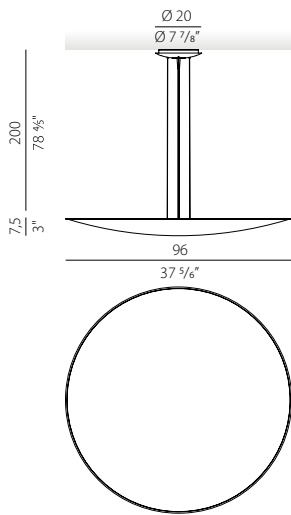

Discover more



Code  
L093\_..060.0402

Light Source  
 ▶ LED 43W  
 ▶ 4413lm  
 ▶ 3000K Ra>90 220-240V AC dimmable (DALI/Push DIM)

Finishes



Code  
L093\_..100.0402

Light Source  
 ▶ LED 88W  
 ▶ 8825lm  
 ▶ 3000K Ra>90 220-240V AC dimmable (DALI/Push DIM)

Finishes



Designer, Year:  
Enzo Panzeri, 2017

Category:  
Suspensions



Apparecchio a sospensione a luce diretta, composto da un profilo di alluminio curvato a cerchio oppure a semicerchio. Il design semplice e le elevate performance luminose rendono Brooklyn Round versatile nell'adattarsi a spazi commerciali e residenziali, con la possibilità di essere configurato in eleganti composizioni multiple.

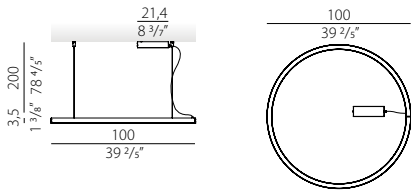
Direct-light suspension fixture composed of a curved aluminum profile in a circle or semicircle shape. The simple design and high lighting performance make Brooklyn Round versatile in adapting to commercial and residential spaces, with the possibility of being configured in elegant multiple compositions.

# Brooklyn Round









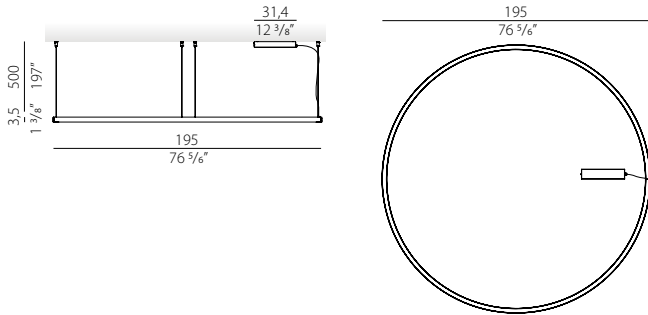

Discover more



Code  
P231\_..360.0402

Light Source  
 ▶ LED 55W  
 ▶ 2965lm  
 ▶ 3000K Ra>90 220-240V AC dimmable (DALI/Push DIM)

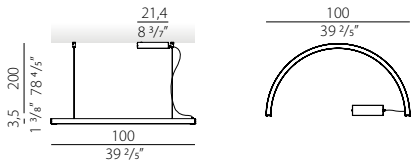

Finishes



Code  
P232\_..360.0402

Light Source  
 ▶ LED 109W  
 ▶ 5931lm  
 ▶ 3000K Ra>90 220-240V AC dimmable (DALI/Push DIM)

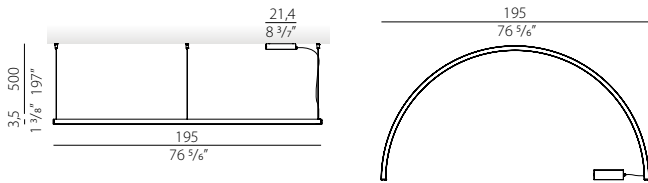

Finishes



Code  
P231\_..180.0402

Light Source  
 ▶ LED 29W  
 ▶ 1483lm  
 ▶ 3000K Ra>90 220-240V AC dimmable (DALI/Push DIM)

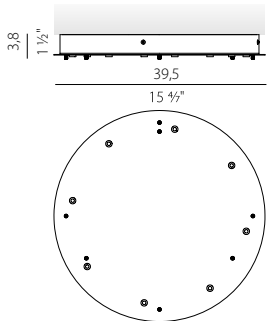

Finishes



Code  
P232\_..180.0402

Light Source  
 ▶ LED 55W  
 ▶ 2965lm  
 ▶ 3000K Ra>90 220-240V AC dimmable (DALI/Push DIM)


Finishes



Code  
XM231\_..538.0099

Rosone per collegamento elettrico con 8 uscite e per raggruppamento di 7 funi in acciaio, per massimo 8 modelli Brooklyn Round.  
 Canopy for power supply with 8 outputs and to join 7 steel cables, for up to 8 Brooklyn Round models maximum.

Finishes



Brooklyn Collection



Ceiling  
Pag. 208



Brooklyn Line, Suspension  
Pag. 80



Brooklyn, Recessed  
Pag. 356

Disponibili a richiesta LED 2700K  
 Accessori e driver disponibili su catalogo tecnico  
 On request 2700K LED available  
 Accessories and drivers available on technical catalogue

Designer, Year:  
Enzo Panzeri, 2013

Category:  
Suspensions



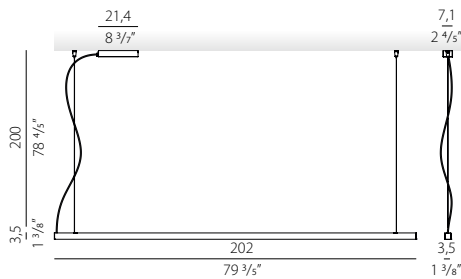
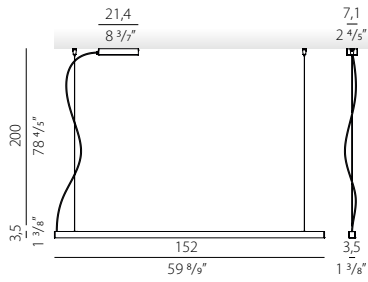
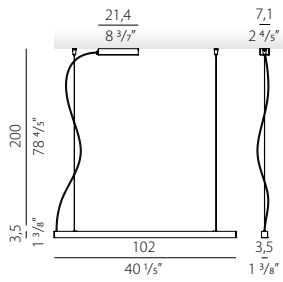
Sospensione lineare in profilo di alluminio a sezione quadra, disponibile in diverse lunghezze in finitura bianca o nera, per l'illuminazione di spazi pubblici e privati. Il profilo Brooklyn, disponibile anche in sistema configurabile, può essere utilizzato per la creazione di sistemi lineari a sospensione su misura.

Linear suspension in square-section aluminum profile, available in different lengths in white or black finish, for lighting public and private spaces. The Brooklyn profile, also available in a configurable system, can be used to create custom-made linear suspension systems.

# Brooklyn Line







Discover more




**Code**  
L233\_ \_\_100.0401

**Light Source**  
▶ LED 20W  
▶ 1142lm  
▶ 3000K Ra>90 220-240V AC ON-OFF

**Code**  
L233\_ \_\_100.0402

**Light Source**  
▶ LED 20W  
▶ 1142lm  
▶ 3000K Ra>90 220-240V AC dimmable (DALI/Push DIM)

**Finishes**




**Code**  
L233\_ \_\_150.0401

**Light Source**  
▶ LED 29W  
▶ 1713lm  
▶ 3000K Ra>90 220-240V AC ON-OFF

**Code**  
L233\_ \_\_150.0402

**Light Source**  
▶ LED 29W  
▶ 1713lm  
▶ 3000K Ra>90 220-240V AC dimmable (DALI/Push DIM)

**Finishes**




**Code**  
L233\_ \_\_200.0401

**Light Source**  
▶ LED 38W  
▶ 2284lm  
▶ 3000K Ra>90 220-240V AC ON-OFF

**Code**  
L233\_ \_\_200.0402

**Light Source**  
▶ LED 38W  
▶ 2284lm  
▶ 3000K Ra>90 220-240V AC dimmable (DALI/Push DIM)

**Finishes**



**Code**  
YDM23301.100

Schermo diffusore in policarbonato estruso microprismato, 1024mm (40 1/3").  
Micro-prismatic polycarbonate diffuser, 1024mm (41 1/3") long.


YDM23301.150

Schermo diffusore in policarbonato estruso microprismato, 1524mm (61").  
Micro-prismatic polycarbonate diffuser, 1524mm (61") long.

YDM23301.200

Schermo diffusore in policarbonato estruso microprismato, 2024mm (79 3/4").  
Micro-prismatic polycarbonate diffuser, 2024mm (70 3/4") long.

Brooklyn Collection



Brooklyn Round, Suspension  
Pag. 76



Brooklyn Round, Ceiling  
Pag. 208



Brooklyn, Recessed  
Pag. 356

Ulteriori soluzioni disponibili su catalogo tecnico  
Additional solutions available on technical catalogue

Designer, Year:  
Officina Panzeri, 2017

Category:  
Suspensions



Giano è una lampada a sospensione biemissione dal design semplice e moderno, perfetta per illuminare uffici e piani di lavoro. L'alimentatore integrato all'interno del profilo consente massima flessibilità di installazione. Giano è disponibile anche in versione sistema, per illuminare grandi ambienti con linee di luce di notevole estensione.

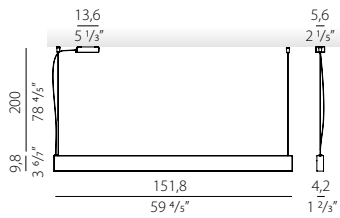
Giano is a bi-emission suspension fixture with a simple and modern design, perfect for the illumination of offices and worktops. The integrated driver inside the profile allows maximum installation flexibility. Giano is also available in a system version, for lighting large rooms with lines of light of significant extension.

# Giano









Discover more



Code  
L246\_\_150.0401




Light Source  
 ▶ LED 56W  
 ▶ 4541lm  
 ▶ 3000K Ra>90 60° / 87° 220-240V AC ON-OFF  
 ▶ Direct and indirect light emission

Code  
L246\_\_150.0402



Light Source  
 ▶ LED 54W  
 ▶ 4541lm  
 ▶ 3000K Ra>90 60° / 87° 220-240V AC dimmable (DALI/Push DIM)  
 ▶ Direct and indirect light emission

Finishes



Code  
L246\_\_200.0401



Light Source  
 ▶ LED 56W  
 ▶ 4541lm  
 ▶ 3000K Ra>90 60° / 87° 220-240V AC ON-OFF  
 ▶ Direct and indirect light emission

Code  
L246\_\_200.0402



Light Source  
 ▶ LED 54W  
 ▶ 4541lm  
 ▶ 3000K Ra>90 60° / 87° 220-240V AC dimmable (DALI/Push DIM)  
 ▶ Direct and indirect light emission

Finishes



Giano Collection



Wall  
Pag. 280

Componenti per composizioni disponibili su catalogo tecnico  
 Components for configurations available in technical catalogue

Designer, Year:  
Matteo Thun e Benedetto Fasciana, 2022

Category:  
Suspensions



Un piccolo corpo sferico che, grazie ad una luce calibrata, riesce ad esaltare, nella sua semplicità, l'arte della lavorazione artigianale del vetro. Le raffinate sfere color bronzo, cristallo trasparente, cristallo fumé e verde foresta generano riflessi evocativi di elementi naturali, movimenti di acqua colpiti da luci e ombre che si trasformano e generano atmosfere nostalgiche. La versione a sospensione si presta con naturalezza a vivere da sola, ma anche in eleganti composizioni.

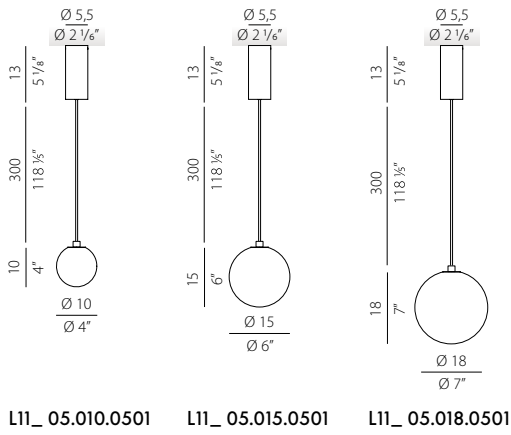
A small and simple spherical body that exalts, through a calibrated light, the art of glass craftsmanship. The refined bronze, transparent crystal, smoke grey crystal and forest green spheres generate evocative reflections of natural elements, water wavings hit by lights and shadows that mutate generating nostalgic atmospheres. The suspension version is able to live alone, but also in elegant suspended configurations.

NEW

# Murané







Discover more



**Code**  
 L115\_ \_010.0501  
 L117\_ \_010.0501  
 L118\_ \_010.0501  
 L119\_ \_010.0501

**Light Source**  
 ▶ LED 4W  
 ▶ 167lm  
 ▶ 2700K Ra>90 220-240V AC ON-OFF

**Code**  
 L115\_ \_015.0501  
 L117\_ \_015.0501  
 L118\_ \_015.0501  
 L119\_ \_015.0501

**Light Source**  
 ▶ LED 4W  
 ▶ 167lm  
 ▶ 2700K Ra>90 220-240V AC ON-OFF

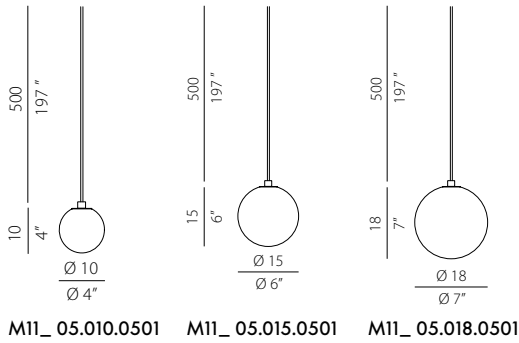
**Code**  
 L115\_ \_018.0501  
 L117\_ \_018.0501  
 L118\_ \_018.0501  
 L119\_ \_018.0501

**Light Source**  
 ▶ LED 4W  
 ▶ 167lm  
 ▶ 2700K Ra>90 220-240V AC ON-OFF

Finishes



Glass colors



**Code**  
 M115\_ \_010.0510  
 M117\_ \_010.0510  
 M118\_ \_010.0510  
 M119\_ \_010.0510

**Light Source**  
 ▶ LED 2,7W  
 ▶ 167lm  
 ▶ 2700K Ra>90 24V DC

**Code**  
 M115\_ \_015.0510  
 M117\_ \_015.0510  
 M118\_ \_015.0510  
 M119\_ \_015.0510

**Light Source**  
 ▶ LED 2,7W  
 ▶ 167lm  
 ▶ 2700K Ra>90 24V DC

**Code**  
 M115\_ \_018.0510  
 M117\_ \_018.0510  
 M118\_ \_018.0510  
 M119\_ \_018.0510

**Light Source**  
 ▶ LED 2,7W  
 ▶ 167lm  
 ▶ 2700K Ra>90 24V DC


Finishes



Glass colors




Murané Collection



Recessed  
Pag. 294



Wall  
Pag. 294



Murané R, Suspension  
Pag. 92

Rosoni per composizioni da pag. 162  
Canopies for configurations from page 162

Designer, Year:  
Matteo Thun e Benedetto Fasciana, 2022

Category:  
Suspensions



Un piccolo corpo sferico che, grazie ad una luce calibrata, riesce ad esaltare, nella sua semplicità, l'arte della lavorazione artigianale del vetro. Le raffinate sfere trasparenti color bronzo generano riflessi evocativi di elementi naturali, movimenti di acqua colpiti da luci e ombre che si trasformano e generano atmosfere nostalgiche. La ritmicità delle sfere distribuite lungo l'anello di alluminio definisce un'immagine elegante e d'impatto.

A small and simple spherical body that exalts, through a calibrated light, the art of glass craftsmanship. The refined transparent and bronze-coloured spheres generate evocative reflections of natural elements, water wavings hit by lights and shadows that mutate generating nostalgic atmospheres. The rhythmicity of the spheres distributed along the aluminum ring defines an elegant and striking image.

NEW


# Murané R











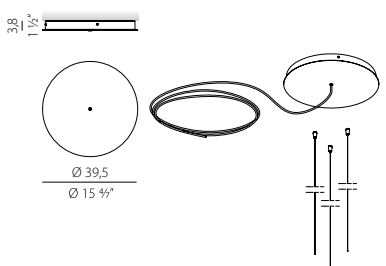
**Code**  
YFR116\_\_075.A02

Kit di alimentazione e sospensione con rosone per collegamento elettrico di 1 modello M116\_\_080.0410 o 1 modello M116\_\_110.0410.

**Finishes**



Power supply and suspension kit with canopy, for power supply up to 1 M116\_\_080.0410 or 1 M116\_\_110.0410 model.



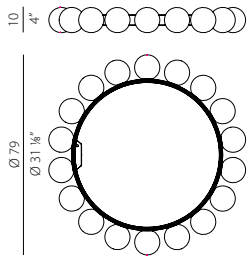
**Code**  
YFR116\_\_180.A02

Kit di alimentazione e sospensione con rosone per collegamento elettrico di massimo 3 modelli M116\_\_080.0410 o 2 modelli M116\_\_110.0410.

**Finishes**



Power supply and suspension kit with canopy for power supply up to 3 M116\_\_080.0410 or 2 M116\_\_110.0410 models maximum.



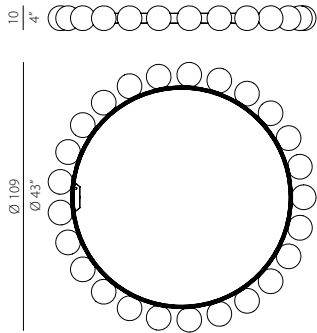
Discover more



Code  
M116\_ \_080.0510

Light Source  
▶ LED 48W  
▶ 2647lm  
▶ 2700K Ra>90 24V DC  
▶ N. 18 vetri, No. 18 glasses

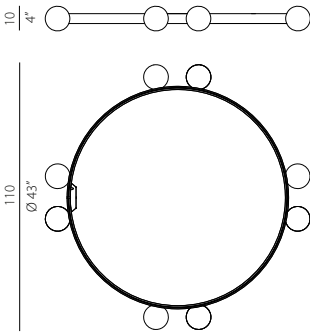
Finishes



Code  
M116\_ \_110.0510

Light Source  
▶ LED 66W  
▶ 3677lm  
▶ 2700K Ra>90 24V DC  
▶ N. 25 vetri, No. 25 glasses

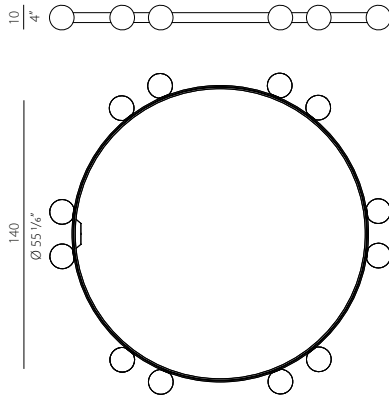
Finishes



Code  
M106\_ \_110.0510

Light Source  
▶ LED 21W  
▶ 1177lm  
▶ 2700K Ra>90 24V DC  
▶ N. 8 vetri, No. 8 glasses

Finishes



Code  
M106\_ \_140.0510

Light Source  
▶ LED 32W  
▶ 1765lm  
▶ 2700K Ra>90 24V DC  
▶ N. 12 vetri, No. 12 glasses


Finishes



Murané Collection



Murané, Suspension  
Pag. 88



Murané, Recessed  
Pag. 294



Murané, Wall  
Pag. 294

Accessori e driver disponibili su catalogo tecnico  
Accessories and drivers available on technical catalogue

Designer, Year:  
Silvia Poma, 2018

Category:  
Suspensions



Smoke racconta l'antica lavorazione del vetro dei maestri veneziani. Tradizione e innovazione si fondono, ogni sfera è un prodotto unico realizzato a mano. Le sfumature del diffusore fanno amare questa lampada anche da spenta, la purezza della forma la rende adatta all'inserimento in ambienti di ogni stile.

Smoke tells the ancient glass workmanship of the Venetian masters. Tradition and innovation come together, each sphere is a unique handmade product. The nuances of the diffuser make this lamp irresistible when turned off, the purity of the shape makes it suitable for environments of any style.

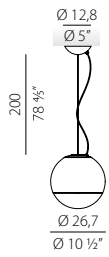
NEW

# Smoke









Discover more



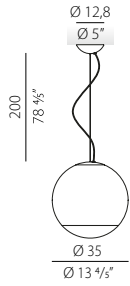

Code

L015\_...027.0200

Light Source

► LED retrofit bulb 21W E27 2700K Ra80 2500lm  
Dimmable\* max 116W E27

Finishes



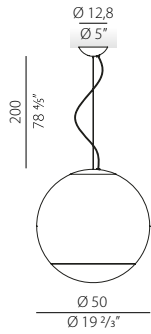

Code

L015\_...035.0200

Light Source

► LED retrofit bulb 21W E27 2700K Ra80 2500lm  
Dimmable\* max 116W E27

Finishes




Code

L015\_...050.0200

Light Source

► LED retrofit bulb 21W E27 2700K Ra80 2500lm  
Dimmable\* max 116W E27

Finishes



Designer, Year:  
Silvia Poma, 2015  
Registered Design

Category:  
Suspensions



Riprendere l'artigianato di un tempo e riproporlo in chiave contemporanea. Tre forme sinuose in vetro soffiato arricchite dal dettaglio a coste. L'ampia selezione di abbinamenti per le colorazioni della struttura e del vetro le rende adatte all'illuminazione di ambienti sia classici che contemporanei.

Resume the craftsmanship of the past and re-propose it in a contemporary key. Three sinuous shapes in blown glass enriched by the ribbed detail. The wide selection of combinations for the colors of the structure and the glass makes them suitable for lighting both classic and contemporary environments.

# Olivia, Emma & Clio

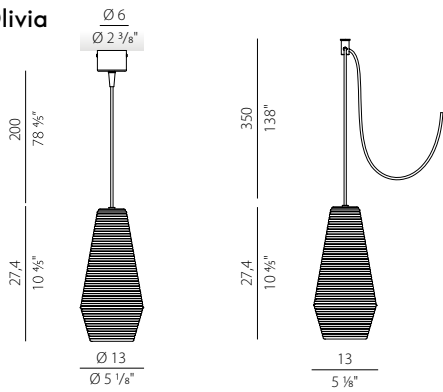








**Olivia**



Discover more




Code  
L097\_\_\_.000.0200

Light Source  
▶ LED max 57W E27  
▶ LED bulb included 1050lm  
▶ 2700K Ra80

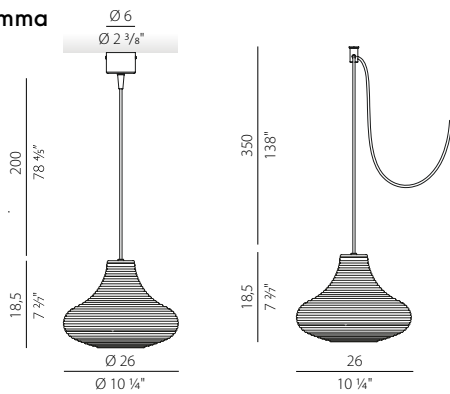
Code  
M097\_\_\_.000.0200

Light Source  
▶ LED max 57W E27  
▶ LED bulb included 1050lm  
▶ 2700K Ra80

Finishes



**Emma**



Discover more




Code  
L091\_\_\_.000.0200

Light Source  
▶ LED max 57W E27  
▶ LED bulb included 1050lm  
▶ 2700K Ra80

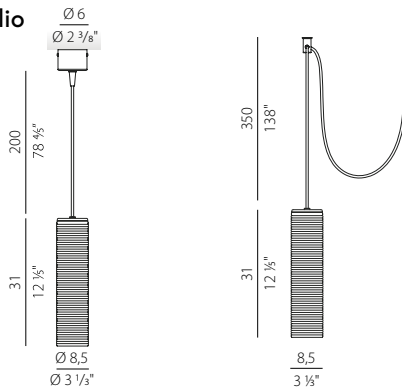
Code  
M091\_\_\_.000.0200

Light Source  
▶ LED max 57W E27  
▶ LED bulb included 1050lm  
▶ 2700K Ra80

Finishes



**Clio**



Discover more



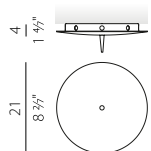

Code  
L094\_\_\_.000.0200

Light Source  
▶ LED max 57W E27  
▶ LED bulb included 1050lm  
▶ 2700K Ra80

Code  
M094\_\_\_.000.0200

Light Source  
▶ LED max 57W E27  
▶ LED bulb included 1050lm  
▶ 2700K Ra80

Finishes



Code  
M91/94/9719

Rosone per collegamento elettrico di massimo 9 modelli M091\_\_\_.000.0200/M094\_\_\_.000.0200/M097\_\_\_.000.0200.  
Canopy for power supply up to 9 M091\_\_\_.000.0200/M094\_\_\_.000.0200/M097\_\_\_.000.0200 models maximum.

Finishes



Rosoni per composizioni da pag. 162  
Canopies for configurations from page 162

Designer, Year:  
Officina Panzeri, 2013

Category:  
Suspensions



La precisione industriale incontra l'unicità del fatto a mano del vetro soffiato opale, in un prodotto che diffonde una luce morbida e uniforme. La declinazione a sospensione è arricchita dal dettaglio del doppio cavo di alimentazione in colore rosso.

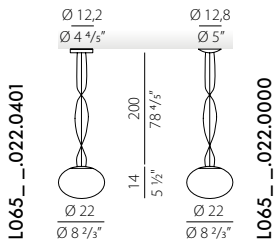
Industrial precision meets the uniqueness of the hand-made opal blown glass, in a product that diffuses a soft and uniform light. The suspension version is enriched by the detail of the double power cable in red color.

# Gilbert







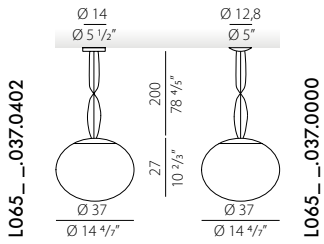


Discover more



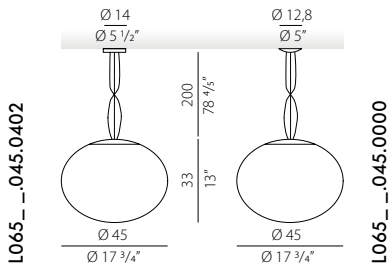
<b>Code</b>	<b>Light Source</b>
L065_..022.0401	<ul style="list-style-type: none"> <li>▶ LED 11W</li> <li>▶ 929lm</li> <li>▶ 3000K Ra&gt;90 220-240V AC ON-OFF</li> </ul>
<b>Code</b>	<b>Light Source</b>
L065_..022.0000	▶ LED retrofit bulb G9 max 60W G9
<b>Finishes</b>	

01



<b>Code</b>	<b>Light Source</b>
L065_..037.0402	<ul style="list-style-type: none"> <li>▶ LED 27W</li> <li>▶ 2525lm</li> <li>▶ 3000K Ra&gt;90 220-240V AC dimmable (DALI/Push DIM)</li> </ul>
<b>Code</b>	<b>Light Source</b>
L065_..037.0000	▶ LEDretrofit bulb E27 max 150W E27
<b>Finishes</b>	


01



<b>Code</b>	<b>Light Source</b>
L065_..045.0402	<ul style="list-style-type: none"> <li>▶ LED 27W</li> <li>▶ 2525lm</li> <li>▶ 3000K Ra&gt;90 220-240V AC dimmable (DALI/Push DIM)</li> </ul>
<b>Code</b>	<b>Light Source</b>
L065_..045.0000	▶ LEDretrofit bulb E27 max 150W E27
<b>Finishes</b>	

01

Gilbert Collection



Ceiling  
Pag. 218



Table  
Pag. 428

Designer, Year:  
Silvia Poma, 2006

Category:  
Suspensions



La magia della luce vibrante e raccolta di una candela. L'accoppiamento di vetro borosilicato trasparente e satinato reinterpreta la classicità delle sospensioni di un tempo in chiave attuale, installazioni custom di grandi dimensioni creano emozionanti atmosfere da fiaba.

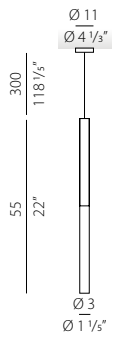
The magic of the vibrant and intimate light of a candle. The combination of transparent and frosted borosilicate glass reinterprets the classicism of the suspensions of the past in a modern key, large custom installations create impressive fairy-tale atmospheres.

# Candle





## Candle, Silvia Poma 2006



Discover more



Code

L095\_ \_000.0401

Light Source

- ▶ LED 4W
- ▶ 238lm
- ▶ 3000K Ra>90 220-240V AC ON-OFF

Code

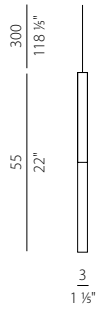
L095\_ \_000.0000

Light Source

- ▶ LED retrofit bulb G9 max 48W G9

Finishes

01



Code

M095\_ \_000.0410

Light Source

- ▶ LED 4W
- ▶ 238lm
- ▶ 3000K Ra>90 220-240V AC ON-OFF

Code

M095\_ \_000.0000

Light Source

- ▶ LED retrofit bulb G9 max 48W G9

Finishes

01

Designer, Year:  
Enzo Panzeri, 2017

Category:  
Suspensions



To-Be è essenziale, illumina con discrezione e offre un elevato comfort visivo grazie al posizionamento arretrato dello schermo. Si presta a giochi compositivi in cui affiancare elementi di diverso diametro e altezza, adatta anche come luce da comodino.

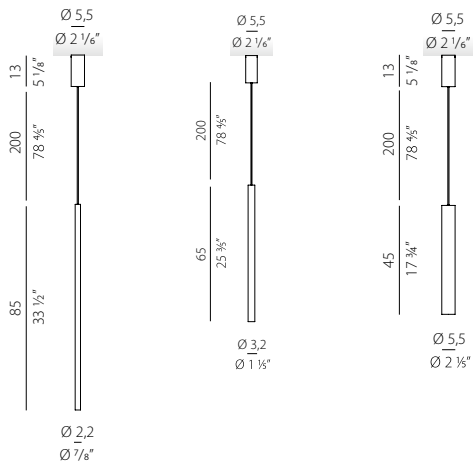
To-Be is essential, it illuminates with discretion and offers high visual comfort thanks to the recessed positioning of the screen. It is suitable for compositional games in which elements of different heights and diameters are placed side by side, also suitable as a bedside light.

# To-Be





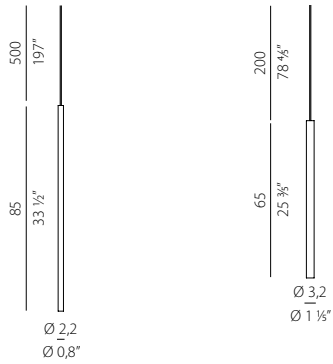




Discover more



Code	Light Source
L025_ _085.0501	<ul style="list-style-type: none"> <li>▶ LED 4W</li> <li>▶ 181lm</li> <li>▶ 2700K Ra&gt;90 220-240V AC ON-OFF</li> </ul>
L026_ _065.0501	<ul style="list-style-type: none"> <li>▶ LED 7W</li> <li>▶ 363lm</li> <li>▶ 2700K Ra&gt;90 220-240V AC ON-OFF</li> </ul>
L027_ _045.1701	<ul style="list-style-type: none"> <li>▶ LED 10W</li> <li>▶ 806lm</li> <li>▶ 2700K Ra&gt;90 35° 220-240V AC ON-OFF</li> </ul>
Finishes	
<ul style="list-style-type: none"> <li>01</li> <li>06</li> <li>17</li> <li>19</li> <li>21</li> </ul>	



Code	Light Source
M025_ _085.0510	<ul style="list-style-type: none"> <li>▶ LED 2,8W</li> <li>▶ 181lm</li> <li>▶ 2700K Ra&gt;90 24V DC</li> </ul>
M026_ _065.0510	<ul style="list-style-type: none"> <li>▶ LED 5,3W</li> <li>▶ 363lm</li> <li>▶ 2700K Ra&gt;90 24V DC</li> </ul>
Finishes	
<ul style="list-style-type: none"> <li>01</li> <li>06</li> <li>17</li> <li>19</li> <li>21</li> </ul>	

To-Be Collection



Ceiling  
Pag. 200

Rosoni per composizioni da pag. 162  
Canopies for configurations from page 162

Designer, Year:  
Matteo Thun, 2020  
Registered Design

Category:  
Suspensions



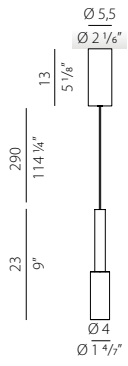
Design semplice che soddisfa il bisogno di un oggetto dall'aspetto "puro" e "minimale" e per questo estremamente adattabile. Tubino nasce dalla ricerca dell'essenza della forma, della riscoperta dell'archetipo, di ciò che resiste alle mode ed è sempre attuale. Versione a sospensione con rosone adatta all'utilizzo individuale oppure in eleganti composizioni lineari.

Simple design that satisfies the need for an object with a "pure" and "minimal" design and therefore extremely adaptable. Tubino was born from the search for the essence of form, the rediscovery of the archetype, of what surpasses fashion and is always up-to-date. Pendant version with canopy suitable for individual use or in elegant linear compositions.

# Tubino







Discover more



Code

L073\_...001.0501

Light Source

- ▶ LED 6,5W
- ▶ 339lm
- ▶ 2700K Ra>90 220-240V AC ON-OFF

Finishes



Tubino Collection



Wall /Ceiling  
Pag. 302



Floor  
Pag. 394



Table  
Pag. 442



Tubino Plus, Table  
Pag. 442

Designer, Year:  
Minelli | Fossati, 2017

Category:  
Suspensions



Con il suo profilo slanciato, la sezione pentagonale a spigoli netti e le estremità assottigliate, Viisi esprime leggerezza. Un prodotto aerodinamico e geometrico, le cui versioni ad emissione diretta ed indiretta possono essere combinate per un'ottimale resa illuminotecnica.

With its slender profile, pentagonal section with sharp edges and the thinned ends, Viisi conveys lightness. A dynamic and geometric product whose direct- and indirect-emitting versions can be combined for optimal lighting performance.

# Viisi

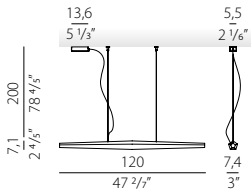


reddot award 2018  
winner









Discover more

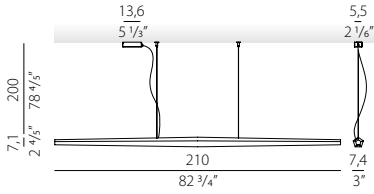



Code  
L020\_\_120.0402



Light Source  
 ▶ LED 23W  
 ▶ 1188lm  
 ▶ 3000K Ra>90 220-240V AC dimmable (DALI/Push DIM)  
 ▶ Direct light emission

Finishes

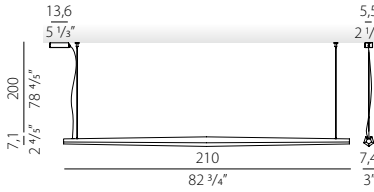



Code  
L020\_\_210.0402



Light Source  
 ▶ LED 44W  
 ▶ 2376lm  
 ▶ 3000K Ra>90 220-240V AC dimmable (DALI/Push DIM)  
 ▶ Direct light emission

Finishes




Code  
L021\_\_210.0402



Light Source  
 ▶ LED 44W  
 ▶ 2376m  
 ▶ 3000K Ra>90 220-240V AC dimmable (DALI/Push DIM)  
 ▶ Indirect light emission

Finishes



Viisi Collection



Floor  
Pag. 402

Disponibili a richiesta LED 2700K  
On request 2700K LED available

Designer, Year:  
Officina Panzeri, 2011

Category:  
Suspensions



Studiata per consentire massima praticità e durevolezza nell'utilizzo in esterno, il paralume in rattan sintetico intrecciato a mano è di facile rimozione per il ritiro durante l'inverno. Il cavo di alimentazione in color arancione contrasta con il corpo monocromatico donando al prodotto un tocco di classe.

Designed for maximum practicality and durability in outdoor use, the hand-woven synthetic rattan lampshade is easy to remove during the winter. The power cable in orange contrasts with the monochromatic body giving the product a touch of class. The suspension version naturally lends itself to the creation of elegant compositions.

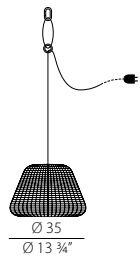
# Ralph







25  
9 7/8"



Discover more



Code  
EL047\_ \_035.0000


Light Source  
► LED retrofit bulb E27 max 53W E27



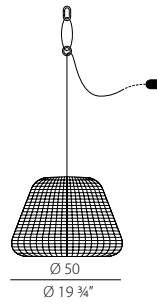
Fornito completo di cavo di collegamento 4,5m, spina, rosone, o-ring in silicone, moschettone. IP65 solo versione con spina.  
Supplied with 4,5m cable, plug, canopy, silicone o-ring, hook.  
IP65 only plug version.

Finishes

44



34  
13 1/4"



Code  
EL047\_ \_050.0000

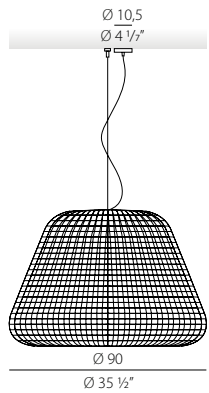
Light Source  
► LED retrofit bulb E27 max 53W E27



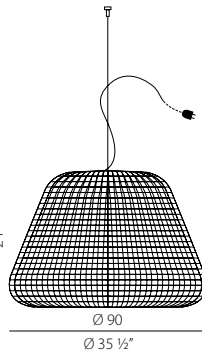
Fornito completo di cavo di collegamento 4,5m, spina, rosone, o-ring in silicone, moschettone. IP65 solo versione con spina.  
Supplied with 4,5m cable, plug, canopy, silicone o-ring, hook.  
IP65 only plug version.

Finishes

44



61  
24"



Code  
EL047\_ \_090.0000

Light Source  
► LED retrofit bulb E27 max 53W E27



Fornito completo di cavo di collegamento 4,5m, spina, rosone, o-ring in silicone, moschettone. IP65 solo versione con spina.  
Supplied with 4,5m cable, plug, canopy, silicone o-ring, hook.  
IP65 only plug version.

Finishes

44

Ralph Collection



Floor  
Pag. 408




Table  
Pag. 438

Designer, Year:  
Matteo Thun, 2020

Category:  
Suspensions



I pali di fondamenta in legno, le "briccole", guidano le barche attraverso la città, dirigendosi verso Murano, sinonimo di vetro soffiato Made in Italy. La Laguna ispira la collezione Venexia, il design moderno è pensato per illuminare con eleganza gli spazi esterni, con sospensioni dalla luce calda e piena di riflessi.

The wooden foundation piles, the "briccole", guide the boats through the city, heading towards Murano, synonym for hand-blown glass Made in Italy. The Laguna inspires the Venexia collection, the modern design is conceived to elegantly illuminate outdoor spaces with suspension fixtures with warm light full of reflections.

# Venexia

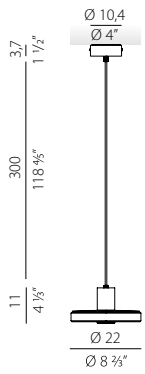


**archiproducts**  
DESIGN AWARDS  
—  
WINNER 2020









Discover more



Code

EL048\_...022.0201

Light Source



- ▶ LED 8W
- ▶ 594lm
- ▶ 2700K Ra>80 220-240V AC ON-OFF

Finishes



Venexia Collection



Wall  
Pag. 306



Floor  
Pag. 412

Designer, Year:  
Enzo Panzeri, 2018

Category:  
Suspensions



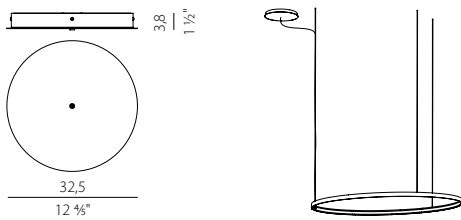
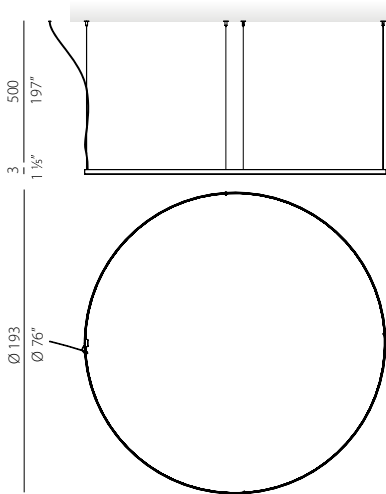
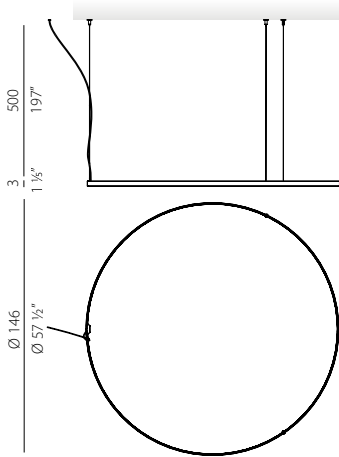
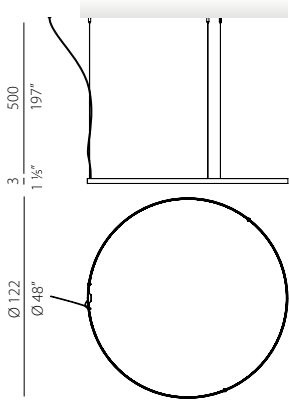
Cerchi di luce componibili e raggruppabili in disposizioni a sviluppo orizzontale o a cascata grazie a rosoni studiati per alimentare più apparecchi. Le Zero Shapes valorizzano gli ambienti con linee discrete e eleganti, ricreando installazioni luminose di grande impatto scenografico.

Circles of light that can be grouped into horizontal or cascade arrangements thanks to canopies designed to power several lighting fixtures. The Zero Shapes enhance environments with discreet and elegant lines by recreating light installations of great scenographic impact.

# Zero Round



Discover more



Code M103\_ \_125.0510 Light Source  
 ▶ LED 62W  
 ▶ 5099lm  
 ▶ 2700K Ra>90 24V DC

Code M103\_ \_125.0410 Light Source  
 ▶ LED 62W  
 ▶ 5099lm  
 ▶ 3000K Ra>90 24V DC

Finishes  
 01 02 17 19 30

Code M103\_ \_150.0510 Light Source  
 ▶ LED 71W  
 ▶ 6120lm  
 ▶ 2700K Ra>90 24V DC

Code M103\_ \_150.0410 Light Source  
 ▶ LED 71W  
 ▶ 6120lm  
 ▶ 3000K Ra>90 24V DC

Finishes  
 01 02 17 19 30

Code M103\_ \_200.0510 Light Source  
 ▶ LED 88W  
 ▶ 8158lm  
 ▶ 2700K Ra>90 24V DC

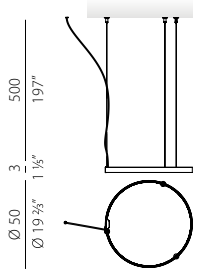
Code M103\_ \_200.0410 Light Source  
 ▶ LED 88W  
 ▶ 8158lm  
 ▶ 3000K Ra>90 24V DC

Finishes  
 01 02 17 19 30

Code XM103\_ \_521.0002 Rosone per alimentazione di 1 modello Zero Round 125 - Zero Round 150 - Zero Round 200, con driver DALI/Push DIM.  
 Canopy for power supply of 1 Zero Round 125 - Zero Round 150 - Zero Round 200 model, with DALI/Push DIM driver.

Finishes  
 01 02 17 19 30

## Zero Round, Enzo Panzeri 2018



Discover more



Code

M033\_ \_050.0510

Light Source

- ▶ LED 25W
- ▶ 2039lm
- ▶ 2700K Ra>90 24V DC

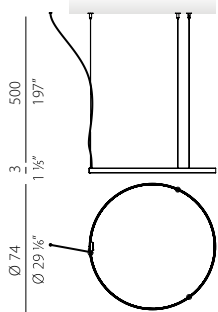
Code

M033\_ \_050.0410

Light Source

- ▶ LED 25W
- ▶ 2039lm
- ▶ 3000K Ra>90 24V DC

Finishes



Code

M033\_ \_075.0510

Light Source

- ▶ LED 36W
- ▶ 3059lm
- ▶ 2700K Ra>90 24V DC

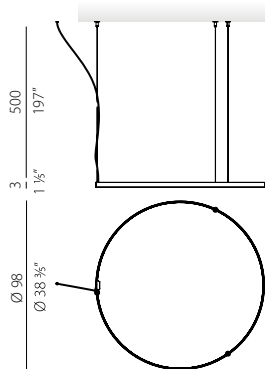
Code

M033\_ \_075.0410

Light Source

- ▶ LED 36W
- ▶ 3059lm
- ▶ 3000K Ra>90 24V DC

Finishes



Code

M033\_ \_100.0510

Light Source

- ▶ LED 47W
- ▶ 4079lm
- ▶ 2700K Ra>90 24V DC

Code

M033\_ \_100.0410

Light Source

- ▶ LED 47W
- ▶ 4079lm
- ▶ 3000K Ra>90 24V DC

Finishes



## Zero Round Collection



Ceiling  
Pag. 220



Wall  
Pag. 312



Zero Round Vertical,  
Suspension Pag. 148



Zero Round Acoustic,  
Suspension Pag. 144

Designer, Year:  
Enzo Panzeri, 2022

Category:  
Suspensions



L'armonia formale del cerchio di Zero Round diventa Smart, con una versione gestibile tramite tecnologia ZigBee. Un apparecchio dal carattere forte e dalla presenza discreta ma elegante, che arreda ed illumina l'ambiente con luce diffusa.

The formal harmony of Zero Round becomes Smart, with a version that can be controlled via ZigBee technology. A suspension fixture with a strong character and a discrete yet elegant presence, which furnishes and illuminates the room with diffuse light.

# Zero Round Smart



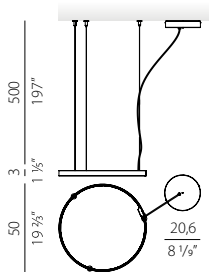




L'apparecchio d'illuminazione può essere controllato tramite assistente vocale e altri dispositivi di controllo smart, come smartphone, ecc. Necessita di una connessione internet e di un hub Zigbee\* (ad esempio Philips Hue Bridge v.2.0\*, raccomandato). Possibilità di controllo anche tramite telecomando. Non sono necessarie modifiche all'impianto elettrico.

Lighting fixtures could be controlled by voice assistant and other smart control devices, such as smartphones, etc. Internet connection and Zigbee\* hub required (e.g. Philips Hue Bridge v.2.0\*, recommended). Possibility of control also by remote control. Modifications to the electrical system not required.

Alexa, Hey Google e Apple HomeKit sono marchi registrati di terzi senza alcun collegamento con Panzeri Carlo s.r.l. Alexa, Hey Google e Apple HomeKit are registered trademarks without any relationship with Panzeri Carlo s.r.l.



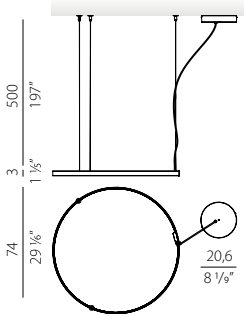
Discover more



Code  
L033\_ \_050.0523

Light Source  
▶ LED 25W  
▶ 2039lm  
▶ 2700K Ra>90 220-240V AC dimmable (ZigBee)

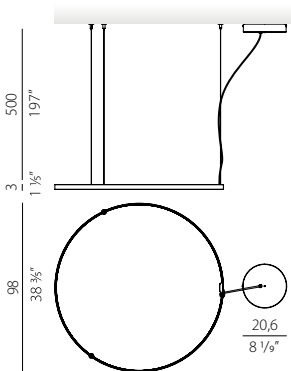
Finishes



Code  
L033\_ \_075.0523

Light Source  
▶ LED 36W  
▶ 3059lm  
▶ 2700K Ra>90 220-240V AC dimmable (ZigBee)

Finishes



Code  
L033\_ \_100.0523

Light Source  
▶ LED 47W  
▶ 4079lm  
▶ 2700K Ra>90 220-240V AC dimmable (ZigBee)

Finishes



Zero Round Collection



Ceiling  
Pag. 220



Wall  
Pag. 312



Zero Round Vertical,  
Suspension Pag. 148



Zero Round Acoustic,  
Suspension Pag. 144

Designer, Year:  
Enzo Panzeri, 2020

Category:  
Suspensions



Comfort acustico e design; Zero Round Acoustic completa la famiglia Zero Shapes con il suo carattere decorativo. Il pannello fonoassorbente integrato, disponibile in versione liscia oppure millerighe, aiuta ad abbassare il riverbero negli ambienti rumorosi.

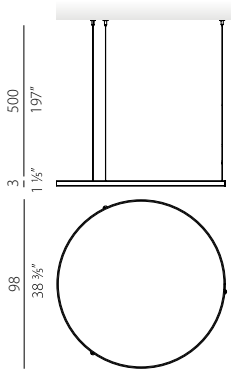
Acoustic comfort and design; Zero Round Acoustic completes the Zero Shapes family with its decorative character. The built-in sound-absorbing panel, available in smooth or millerighe version, helps reducing reverberation in noisy environments.

# Zero Round Acoustic





Zero Round Acoustic, Enzo Panzeri 2020



Discover more




Code

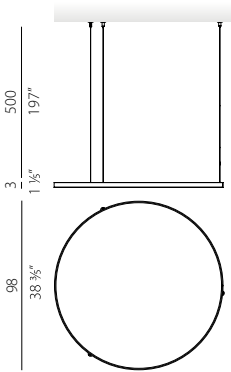
L045\_ \_100.0099



Finishes



Pannello fonoassorbente in PET / Acoustic PET panel



Discover more



Code

L055\_ \_100.0099



Finishes



Pannello fonoassorbente by Slalom, Sound-absorbing panel by Slalom



Zero Round Collection



Zero Round, Ceiling  
Pag. 220



Zero Round, Wall  
Pag. 312



Zero Round, Suspension  
Pag. 136



Zero Round Vertical,  
Suspension Pag. 148

Designer, Year:  
Enzo Panzeri, 2018

Category:  
Suspensions



Zero Round si declina in versione Vertical, con cerchi di luce decorativi che possono vivere in sospensione singola oppure in eleganti e scenografiche composizioni a cascata grazie a rosoni studiati per alimentare più apparecchi.

Zero Round comes in a Vertical version, with decorative circles of light that can live in single suspension or in elegant and scenic cascading compositions thanks to canopies designed for welcoming multiple fixtures.

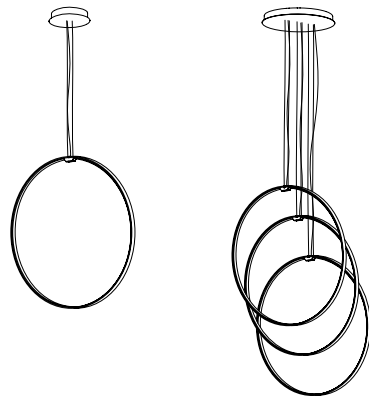
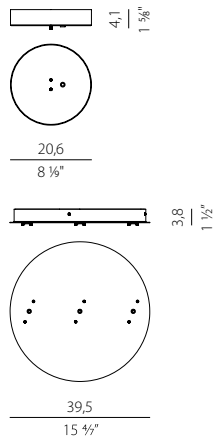
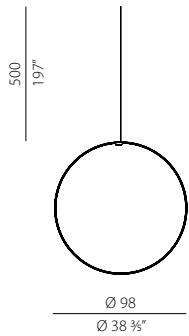
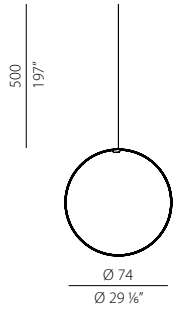
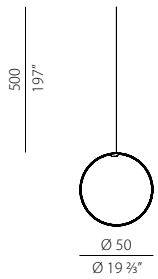
# Zero Round Vertical







## Zero Round Vertical, Enzo Panzeri 2018



Discover more



Code	Light Source
M034_..050.0510	<ul style="list-style-type: none"> <li>▶ LED 25W</li> <li>▶ 2039lm</li> <li>▶ 2700K Ra&gt;90 24V DC</li> </ul>

Code	Light Source
M034_..050.0410	<ul style="list-style-type: none"> <li>▶ LED 25W</li> <li>▶ 2039lm</li> <li>▶ 3000K Ra&gt;90 24V DC</li> </ul>

Finishes
<span style="border: 1px solid black; border-radius: 50%; padding: 2px;">01</span> <span style="border: 1px solid black; border-radius: 50%; padding: 2px; background-color: black; color: white;">02</span> <span style="border: 1px solid black; border-radius: 50%; padding: 2px; background-color: #8B4513; color: white;">17</span> <span style="border: 1px solid black; border-radius: 50%; padding: 2px; background-color: #DAA520; color: white;">19</span> <span style="border: 1px solid black; border-radius: 50%; padding: 2px;">30</span>

Code	Light Source
M034_..075.0510	<ul style="list-style-type: none"> <li>▶ LED 36W</li> <li>▶ 3059lm</li> <li>▶ 2700K Ra&gt;90 24V DC</li> </ul>

Code	Light Source
M034_..075.0410	<ul style="list-style-type: none"> <li>▶ LED 36W</li> <li>▶ 3059lm</li> <li>▶ 3000K Ra&gt;90 24V DC</li> </ul>

Finishes
<span style="border: 1px solid black; border-radius: 50%; padding: 2px;">01</span> <span style="border: 1px solid black; border-radius: 50%; padding: 2px; background-color: black; color: white;">02</span> <span style="border: 1px solid black; border-radius: 50%; padding: 2px; background-color: #8B4513; color: white;">17</span> <span style="border: 1px solid black; border-radius: 50%; padding: 2px; background-color: #DAA520; color: white;">19</span> <span style="border: 1px solid black; border-radius: 50%; padding: 2px;">30</span>

Code	Light Source
M034_..100.0510	<ul style="list-style-type: none"> <li>▶ LED 47W</li> <li>▶ 4079lm</li> <li>▶ 2700K Ra&gt;90 24V DC</li> </ul>

Code	Light Source
M034_..100.0410	<ul style="list-style-type: none"> <li>▶ LED 47W</li> <li>▶ 4079lm</li> <li>▶ 3000K Ra&gt;90 24V DC</li> </ul>

Finishes
<span style="border: 1px solid black; border-radius: 50%; padding: 2px;">01</span> <span style="border: 1px solid black; border-radius: 50%; padding: 2px; background-color: black; color: white;">02</span> <span style="border: 1px solid black; border-radius: 50%; padding: 2px; background-color: #8B4513; color: white;">17</span> <span style="border: 1px solid black; border-radius: 50%; padding: 2px; background-color: #DAA520; color: white;">19</span> <span style="border: 1px solid black; border-radius: 50%; padding: 2px;">30</span>

Code	Description
M034_..100.0510	Rosone per alimentazione e sospensione di 1 modello Zero Round Vertical, con driver 60W/24V DALI/Push DIM. Canopy for power supply and suspension of 1 Zero Round Vertical model, with 60W/24V DALI/Push DIM drivers.

Code	Description
M034_..100.0510	Rosone per alimentazione e sospensione di 3 modelli Zero Round Vertical, con n.3 driver 60W/24V DALI/Push DIM. Canopy for power supply and suspension of 3 Zero Round Vertical models, with n.3 60W/24V DALI/Push DIM drivers.

Finishes
<span style="border: 1px solid black; border-radius: 50%; padding: 2px;">01</span> <span style="border: 1px solid black; border-radius: 50%; padding: 2px; background-color: black; color: white;">02</span> <span style="border: 1px solid black; border-radius: 50%; padding: 2px; background-color: #8B4513; color: white;">17</span> <span style="border: 1px solid black; border-radius: 50%; padding: 2px; background-color: #DAA520; color: white;">19</span> <span style="border: 1px solid black; border-radius: 50%; padding: 2px;">30</span>

### Zero Round Collection



Zero Round, Ceiling  
Pag. 220



Zero Round, Wall  
Pag. 312



Zero Round, Suspension  
Pag. 136



Zero Round Acoustic,  
Suspension Pag. 144

Designer, Year:  
Enzo Panzeri, 2019

Category:  
Suspensions



Quadrato ed ellisse. Forme componibili e raggruppabili in disposizioni a sviluppo orizzontale o a cascata grazie a rosoni studiati per alimentare più apparecchi. Le Zero Shapes valorizzano gli ambienti con linee discrete ed eleganti, ricreando installazioni luminose di grande impatto scenografico.

Square and ellipse. Combinable shapes that can be grouped into horizontal or cascade arrangements thanks to canopies designed to power several lighting fixtures. The Zero Shapes enhance environments with discreet and elegant lines by recreating light installations of great scenographic impact.

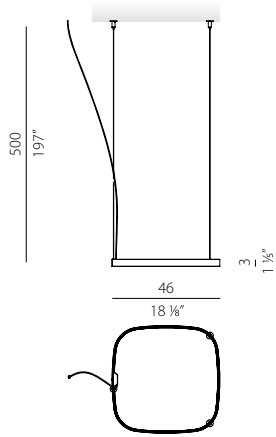
# Zero Square

# Zero Ellipse





## Zero Square, Enzo Panzeri 2019



Discover more



Code

M032\_\_050.0510

Light Source

- ▶ LED 25W
- ▶ 2039lm
- ▶ 2700K Ra>90 24V DC

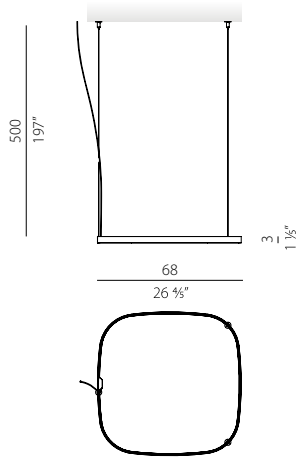

Code

M032\_\_050.0410

Light Source

- ▶ LED 25W
- ▶ 2039lm
- ▶ 3000K Ra>90 24V DC

Finishes



Code

M032\_\_075.0510

Light Source

- ▶ LED 36W
- ▶ 3059lm
- ▶ 2700K Ra>90 24V DC

Code

M032\_\_075.0410

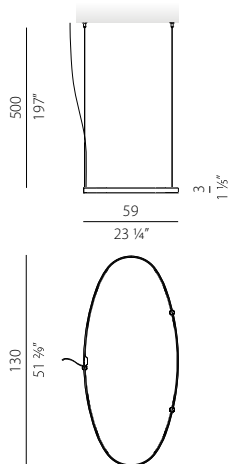
Light Source

- ▶ LED 36W
- ▶ 3059lm
- ▶ 3000K Ra>90 24V DC

Finishes



## Zero Ellipse, Enzo Panzeri 2019



Discover more



Code

M03101.130.0510

Light Source

- ▶ LED 47W
- ▶ 4079lm
- ▶ 2700K Ra>90 24V DC

Code

M03101.130.0410

Light Source

- ▶ LED 47W
- ▶ 4079lm
- ▶ 3000K Ra>90 24V DC

Finishes







Offset and Canopies Index

CANOPIES FOR MULTIPLE FIXING	166
OFFSET CANOPIES	162
RECESSED CANOPIES	164
ZERO SHAPES CANOPIES	158



Designer, Year:  
Enzo Panzeri, Restyling 2024

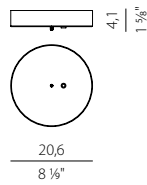
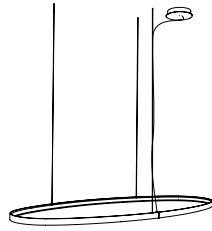
Category:  
Offset and Canopies



Un'ampia selezione di rosoni con alimentatore integrato predisposta per la sospensione degli apparecchi della famiglia Zero Shapes. Disponibili in varie misure e finiture, permettono di sostenere e alimentare singoli elementi, oppure creative composizioni multiple.

A wide selection of canopies with integrated power supply arranged for the suspension of the Zero Shapes family's fixtures. Available in various sizes and finishes, they allow the hanging and feeding of single elements or creative multiple compositions.

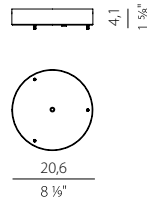
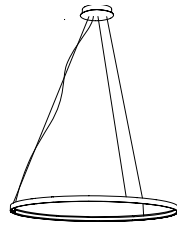
# Zero Shapes Canopies



Rosone per alimentazione e sospensione di 1 modello Zero Shapes Horizontal, con driver.  
Canopy for power supply and suspension of 1 Zero Shapes Horizontal model, with driver.

Code XM033\_...511.0002 Light Source driver 60W / 24V DALI/Push DIM

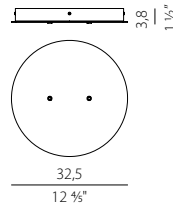
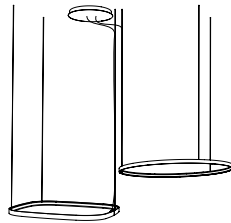
Finishes



Rosone per alimentazione e sospensione di 1 modello Zero Shapes Horizontal, con driver.  
Canopy for power supply and suspension of 1 Zero Shapes Horizontal model, with driver.

Code XM033\_...531.0002 Light Source driver 60W / 24V DALI/Push DIM

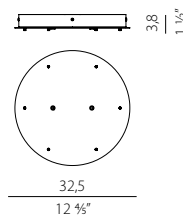
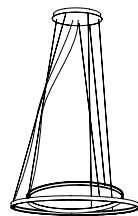
Finishes



Rosone per alimentazione di 2 modelli Zero Shapes, con n.2 driver.  
Canopy for power supply of 2 Zero Shapes models, with n.2 drivers.

Code XM033\_...522.0002 Light Source 2x driver 60W / 24V DALI/Push DIM

Finishes



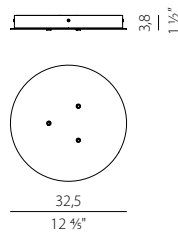
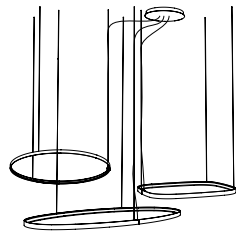
Rosone per alimentazione e sospensione di 2 modelli Zero Shapes Horizontal, con n.2 driver.  
Canopy for power supply and suspension of 2 Zero Shapes Horizontal models, with n.2 drivers.

Code XM033\_...532.0002 Light Source 2x driver 60W / 24V DALI/Push DIM

Finishes



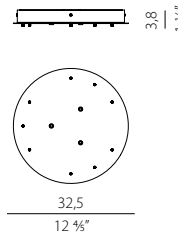
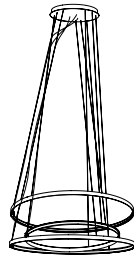
## Zero Shapes Canopies, Enzo Panzeri 2024



Rosone per alimentazione di 3 modelli Zero Shapes, con n.3 driver.  
Canopy for power supply of 3 Zero Shapes models, with n.3 drivers.

Code XM033\_ \_523.0002 Light Source 3x driver 60W / 24V DALI/Push DIM

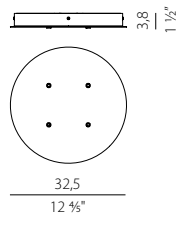

Finishes



Rosone per alimentazione e sospensione di 3 modelli Zero Shapes Horizontal, con n.3 driver.  
Canopy for power supply and suspension of 3 Zero Shapes Horizontal models, with n.3 drivers.

Code XM033\_ \_533.0002 Light Source 3x driver 60W / 24V DALI/Push DIM

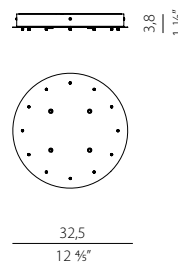
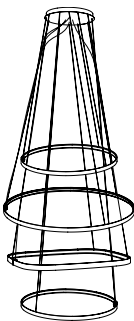
Finishes



Rosone per alimentazione di 4 modelli Zero Shapes, con n.4 driver.  
Canopy for power supply of 4 Zero Shapes models, with n.4 drivers.

Code XM033\_ \_524.0002 Light Source 4x driver 60W / 24V DALI/Push DIM

Finishes



Rosone per alimentazione e sospensione di 4 modelli Zero Shapes Horizontal, con n.4 driver.  
Canopy for power supply and suspension of 4 Zero Shapes Horizontal models, with n.4 drivers.

Code XM033\_ \_534.0002 Light Source 4x driver 60W / 24V DALI/Push DIM

Finishes



Accessori e driver disponibili su catalogo tecnico  
Accessories and drivers available on technical catalogue



Designer, Year:  
Officina Panzeri, Restyling 2024

Category:  
Offset and Canopies

Rosoni tondi di dimensioni ridotte, senza viti a vista, predisposti per accogliere 1, 2 o 3 apparecchi a sospensione alimentati a tensione di rete. Disponibili a corredo decentramenti per cavi di sospensione e di alimentazione che permettono di sospendere gli apparecchi in posizioni decentrate rispetto al punto luce.


Small round canopies, without visible screws, designed to accommodate 1, 2 or 3 mains-voltage suspension fixtures. Offsets for suspension and power supply cables are available to hang the luminaires off-centre from the lighting point.




NEW

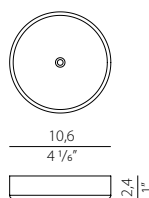
# Offset Canopies

Apparecchi compatibili 220-240V, Supported fixtures 220-240V



Apparecchi compatibili 24V, Supported fixtures 24V



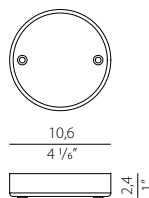


Rosone per collegamento elettrico di n.1 apparecchio.  
 Utilizzabile con apparecchi 24V prevedendo driver remoto.  
 Canopy for electrical connection of no.1 fixture. Suitable  
 for 24V fixtures: remote driver 24V needed.

Code

RT010\_\_0001.000

Finishes

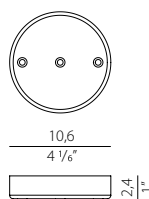



Rosone per collegamento elettrico di n.2 apparecchi.  
 Utilizzabile con apparecchi 24V prevedendo driver remoto.  
 Canopy for electrical connection of no.2 fixtures. Suitable  
 for 24V fixtures: remote driver 24V needed.

Code

RT010\_\_0002.000

Finishes

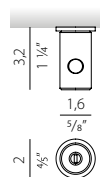


Rosone per collegamento elettrico di n.3 apparecchi.  
 Utilizzabile con apparecchi 24V prevedendo driver remoto.  
 Suitable for 24V fixtures: remote driver 24V needed.  
 Canopy for electrical connection of no.3 fixtures.

Code

RT010\_\_0003.000

Finishes



Appendimento in policarbonato per sospensione  
 Polycarbonate hook for suspension

Code

M800

Accessori e driver disponibili su catalogo tecnico  
 Accessories and drivers available on technical catalogue

Designer, Year:  
Officina Panzeri, Restyling 2024

Category:  
Offset and Canopies

Rosoni piccoli e minimali installabili ad incasso nei controsoffitti, predisposti per accogliere il cavo di alimentazione di apparecchi a sospensione.


Small, minimalist ceiling canopies for recessed installation in false ceilings, designed to carry the feeding cable of suspension fixtures.




NEW

# Recessed Canopies

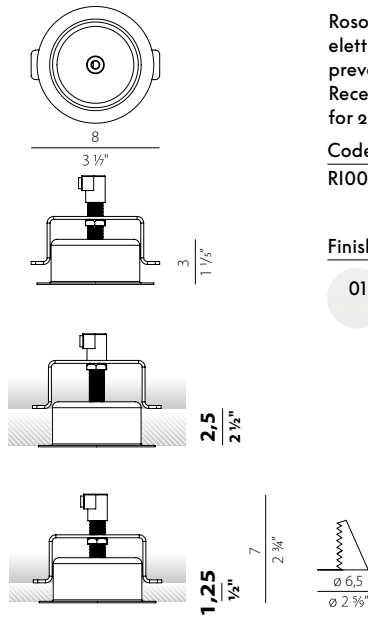
Apparecchi compatibili 220-240V, Supported fixtures 220-240V



Apparecchi compatibili 24V, Supported fixtures 24V





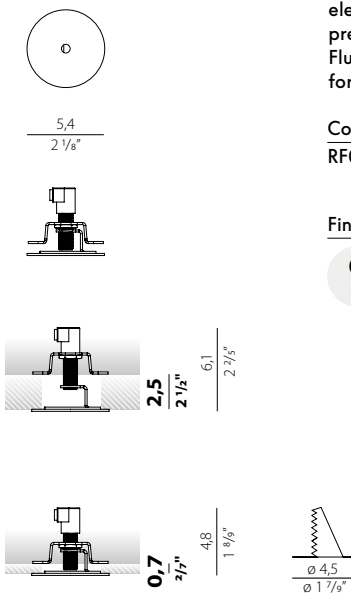


Rosone a scomparsa per sospensioni con solo cavo elettrico, utilizzabile per tutti gli apparecchi a 24V prevedendo driver remoto.  
Recessed canopy for electric cable suspensions. Suitable for 24V fixtures: remote driver 24V needed.

Code  
RI008\_\_0001.000

Finishes

01



Rosone a filo per sospensioni con solo cavo elettrico, utilizzabile per tutti gli apparecchi a 24V prevedendo driver remoto.  
Flush canopy for electric cable suspensions. Suitable for 24V fixtures: remote driver 24V needed.

Code  
RF005\_\_0001.000

Finishes

01

Designer, Year:  
Officina Panzeri, Restyling 2024

Category:  
Offset and Canopies

Una vasta gamma di rosoni lineari, rettangolari e tondi, con e senza alimentatore, che permette grande flessibilità nella creazione di composizioni multiple di apparecchi a sospensione 24V o in tensione di rete.


A wide range of linear, rectangular and round canopies, with and without driver, allowing great flexibility in creating multiple configurations of 24V or mains voltage pendant fixtures.




NEW

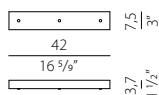
# Canopies for Multiple Fixing

Apparecchi compatibili 220-240V, Supported fixtures 220-240V



Apparecchi compatibili 24V, Supported fixtures 24V





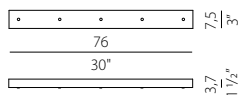
Rosone lineare per collegamento elettrico con 3 uscite.  
Linear canopy for power supply with 3 outputs.

Code  
RL042\_\_\_.0003.000

Rosone lineare per alimentazione e sospensione di massimo 3 modelli a tensione costante 24V DC. Driver 30W/24V on/off.  
Linear canopy for supply and suspension up to 3 24V DC constant voltage models maximum. Driver 30W/24V on/off.

Code  
RL042\_\_\_.0003.A01

Finishes



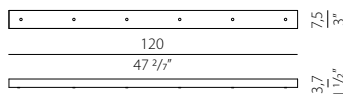
Rosone lineare per collegamento elettrico con 5 uscite.  
Linear canopy for power supply with 5 outputs.

Code  
RL076\_\_\_.0005.000

Rosone lineare per alimentazione e sospensione di massimo 5 modelli a tensione costante 24V DC. Driver 30W/24V on/off.  
Linear canopy for supply and suspension up to 5 24V DC constant voltage models maximum. Driver 30W/24V on/off.

Code  
RL076\_\_\_.0005.A01

Finishes



Rosone lineare per collegamento elettrico c on 6 uscite.  
Linear canopy for power supply with 6 outputs.

Code  
RL120\_\_\_.0006.000

Rosone lineare per alimentazione e sospensione di massimo 6 modelli a tensione costante 24V DC. Driver 75W/24V on/off.  
Linear canopy for supply and suspension up to 6 24V DC constant voltage models maximum. Driver 75W/24V on/off.

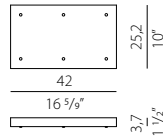
Code  
RL120\_\_\_.0006.B01

Finishes



Verificare eventuali interferenze tra gli apparecchi installati  
Check for any interference between the installed fixtures

Accessori e driver disponibili su catalogo tecnico  
Accessories and drivers available on technical catalogue



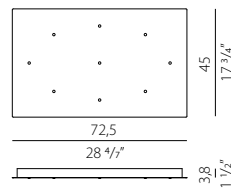
Rosone rettangolare per collegamento elettrico con 6 uscite.  
Rectangular canopy for power supply with 6 outputs.

Code  
RR042\_\_\_.0006.000

Rosone rettangolare per alimentazione e sospensione di massimo 6 modelli a tensione costante 24V DC.  
Driver 75W/24V on/off.  
Rectangular canopy for power supply and suspension up to 6 24V DC constant voltage models maximum. Driver 75W/24V on/off.

Code  
RR042\_ \_\_.0006.B01

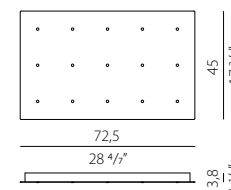
Finishes



Rosone rettangolare per collegamento elettrico con 9 uscite.  
Rectangular canopy for power supply with 9 outputs.

Code  
RR072\_\_\_.0009.000

Finishes



Rosone rettangolare per collegamento elettrico con 15 uscite.  
Rectangular canopy for power supply with 15 outputs.

Code  
RR072\_\_\_.0015.000

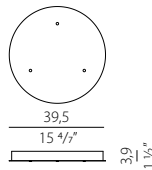
Finishes



Verificare eventuali interferenze tra gli apparecchi installati  
Check for any interference between the installed fixtures

Accessori e driver disponibili su catalogo tecnico  
Accessories and drivers available on technical catalogue





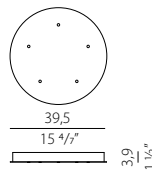

Rosone tondo per collegamento elettrico con 3 uscite.  
Round canopy for power supply with 3 outputs.

Code  
RT039\_\_\_.0003.000

Rosone tondo per alimentazione e sospensione di massimo 3 modelli a tensione costante 24V DC. Driver 30W/24V on/off.  
Round canopy for supply and suspension up to 324V DC constant voltage models maximum. Driver 30W/24V on/off.

Code  
RT039\_\_\_.0003.A01

Finishes



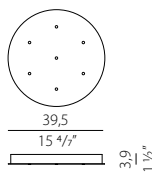

Rosone tondo per collegamento elettrico con 5 uscite.  
Round canopy for power supply with 5 outputs.

Code  
RT039\_\_\_.0005.000

Rosone tondo per alimentazione e sospensione di massimo 5 modelli a tensione costante 24V DC. Driver 30W/24V on/off.  
Round canopy for supply and suspension up to 5 24V DC constant voltage models maximum. Driver 30W/24V on/off.

Code  
RT039\_\_\_.0005.A01

Finishes




Rosone tondo per collegamento elettrico con 7 uscite.  
Round canopy for power supply with 7 outputs.

Code  
RT039\_\_\_.0007.000

Rosone per alimentazione e sospensione di massimo 7 modelli a tensione costante 24V DC. Driver 75W/24V on/off.  
Canopy for supply and suspension up to 7 24V DC constant voltage models maximum. Driver 75W/24V on/off.

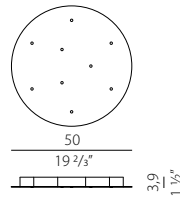
Code  
RT039\_\_\_.0007.B01

Finishes



Verificare eventuali interferenze tra gli apparecchi installati  
Check for any interference between the installed fixtures

Accessori e driver disponibili su catalogo tecnico  
Accessories and drivers available on technical catalogue



Rosone tondo per collegamento elettrico con 9 uscite.  
Round canopy for power supply with 9 outputs.

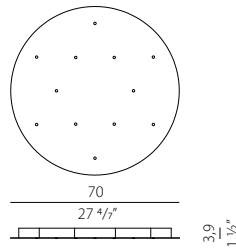
Code  
RT050\_\_0009.000

Rosone tondo per alimentazione e sospensione di massimo 9 modelli a tensione costante 24V DC. Driver75W/24V on/off.

Round canopy for supply and suspension up to 9 24V DC constant voltage models maximum. Driver 75W/24V on/off.

Code  
RT050\_\_0009.B01

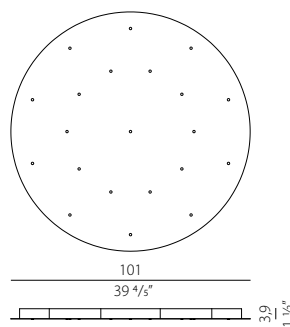
Finishes



Rosone tondo per collegamento elettrico con 12 uscite.  
Round canopy for power supply with 12 outputs.

Code  
RT070\_\_0012.000

Finishes



Rosone tondo per collegamento elettrico con 21 uscite.  
Round canopy for power supply with 21 outputs.

Code  
RT101\_\_0021.000

Finishes



Verificare eventuali interferenze tra gli apparecchi installati  
Check for any interference between the installed fixtures

Accessori e driver disponibili su catalogo tecnico  
Accessories and drivers available on technical catalogue





Dip, Hilow, Ginevra, Roris, 432 Ways, Carl2, Lola, To-Be, Three, Silver Ring, Brooklyn Round, Brooklyn Out, Carmen, Gilbert, Zero Round

# Ceiling lamps

Lampade a soffitto  
Ceiling lamps

## Ceiling lamps Index



432 WAYS	190
BROOKLYN OUT	212
BROOKLYN ROUND	208
CARL <sub>2</sub>	196
CARMEN	214
DIP	174
GILBERT	218
GINEVRA	182
HILOW	178
LOLA	198
RORIS	186
SILVER RING	204
THREE	202
TO BE	200
ZERO ROUND	220

Designer, Year:  
Hangar Design Group, 2024  
Registered Design

Category:  
Ceiling lamps



La versione a plafone di Dip porta la luce dove necessaria con la sinuosa traiettoria del braccio, che allontana la testa emittente dal punto luce. La testa tonda orientabile permette di indirizzare il fascio, mentre il braccio può ruotare e consentire lo spostamento dell'elemento luminoso. Disponibile in una vasta selezione di finiture, è in grado di valorizzare con classe e semplicità ambienti residenziali e commerciali.

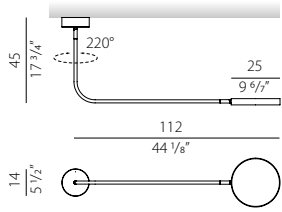
The ceiling version of Dip brings light where it is needed with the sinuous trajectory of the arm, which moves the emitting head away from the light point. The adjustable round head allows the beam to be directed, while the arm can rotate and allow the light element to be moved. Available in a wide selection of finishes, it can enhance residential and commercial environments with class and simplicity.

NEW

# Dip







Discover more



Code

P084\_\_090.0502

Light Source

- ▶ LED 18W
- ▶ 1931lm
- ▶ 2700K Ra>90 220-240V AC dimmable (DALI/Push DIM)

Finishes



Dip Collection



Suspension  
Pag. 30



Wall  
Pag. 230

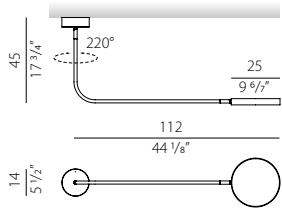


Floor  
Pag. 384



Floor Outdoor  
Pag. 384

## Dip, Hangar Design Group 2024



Discover more



Code

P084\_\_090.0502

Light Source

- ▶ LED 18W
- ▶ 1931lm
- ▶ 2700K Ra>90 220-240V AC dimmable (DALI/Push DIM)

Finishes



## Dip Collection




Suspension  
Pag. 30



Wall  
Pag. 230



Floor  
Pag. 384



Floor Outdoor  
Pag. 384



Designer, Year:  
Matteo Thun, 2020  
Registered Design

Category:  
Ceiling lamps



Anche con la sua versione a plafone, per illuminazione diretta o indiretta, Hilow è in grado di caratterizzare la scenografia di ogni ambiente con infinite possibilità compositive. La sua presenza moderna e discreta assume importanza sia in installazione singola che in serie di più apparecchi.

Even with its ceiling version, for direct or indirect light, Hilow is able to characterise the scenery of any room with countless compositional options. Its modern and discreet presence takes on importance both in single installations and in series of more fixtures.

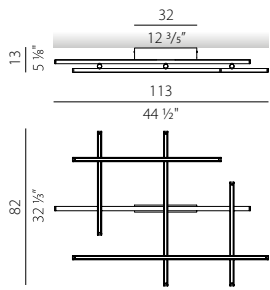
# Hilow



**BIGSEE**  
**PRODUCTDESIGN**  
**AWARD 2021**  
WINNER







Discover more



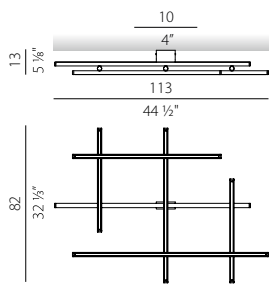
Code  
P028\_\_115.0502

Light Source  
 ▶ LED 78W  
 ▶ 4602lm  
 ▶ 2700K Ra>90 220-240V AC dimmable (DALI/Push DIM)  
 ▶ Diffusori opali, Opal diffusers

Code  
P029\_\_115.0502

Light Source  
 ▶ LED 78W  
 ▶ 2356lm  
 ▶ 2700K Ra>90 220-240V AC dimmable (DALI/Push DIM)  
 ▶ Diffusori neri, Black diffusers

Finishes



Code  
P028\_\_115.0510

Light Source  
 ▶ LED 72W  
 ▶ 4897lm  
 ▶ 2700K Ra>90 24V DC  
 ▶ Diffusori opali, Opal diffusers  
 ▶ Driver non incluso, Driver not included

Code  
P029\_\_115.0510

Light Source  
 ▶ LED 72W  
 ▶ 2651lm  
 ▶ 2700K Ra>90 24V DC  
 ▶ Diffusori neri, Black diffusers  
 ▶ Driver non incluso, Driver not included


Finishes



Hilow Collection



Suspension  
Pag. 54



Wall  
Pag. 268



Hilow Line, Wall  
Pag. 272



Hilow Line, Floor  
Pag. 390

Designer, Year:  
Christian Burtolf, 2018

Category:  
Ceiling lamps



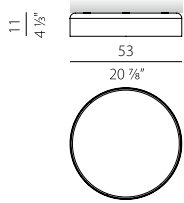
Studiata per unire in sé la tecnicità di un'emissione di luce controllata e l'estetica di un design ricercato. Lo schermo microprismato arretrato e l'abbinamento di due finiture interno/esterno offrono una perfetta integrazione tra funzionalità e stile, con cui illuminare lo spazio ed arredare il soffitto.

Designed to combine the technicality of a controlled light emission and the aesthetics of a sophisticated design. The recessed microprismatic screen and the combination of internal/external finishes offer a perfect integration between functionality and style, with which to illuminate the space and furnish the ceiling.

# Ginevra







Discover more



**Code**  
P092\_\_050.0402

**Light Source**

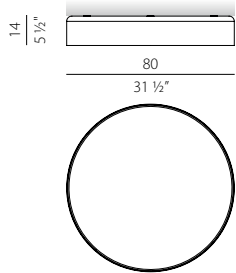
- ▶ LED 25W
- ▶ 1877lm
- ▶ 3000K Ra>90 220-240V AC dimmable (DALI/Push DIM)
- ▶ UGR<19

**Code**  
P092\_\_050.9017

**Light Source**

- ▶ LED 30W
- ▶ 1794lm min. / 2046lm max
- ▶ 2700-6500K Ra>90 220-240V AC tunable white
- ▶ UGR<19

Finishes



**Code**  
P092\_\_080.0402

**Light Source**

- ▶ LED 71W
- ▶ 6743lm
- ▶ 3000K Ra>90 220-240V AC dimmable (DALI/Push DIM)
- ▶ UGR<19

**Code**  
P092\_\_080.9017

**Light Source**

- ▶ LED 69W
- ▶ 6518lm min. / 7190lm max
- ▶ 2700-6500K Ra>90 220-240V AC tunable white
- ▶ UGR<19

Finishes



Ginevra Collection



Suspension  
Pag. 68



Designer, Year:  
Enzo Panzeri, 2023

Category:  
Ceiling lamps



Roris è caratterizzata da un forte carattere decorativo ispirato alla natura che si integra perfettamente con ambienti interni eleganti e minimali. La versione da plafone arreda lo spazio con le traiettorie dei suoi bracci sottili, illuminandolo con una morbida luce diffusa.

Roris features a strong nature-inspired decorative character that perfectly complements elegant and minimalist interiors. The ceiling version decorates the space with the trajectories of its slender arms, illuminating it with soft diffused light.

# Roris





Discover more



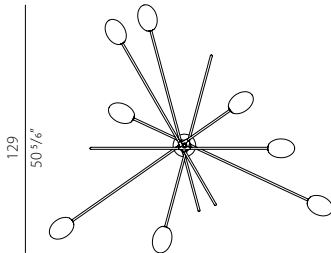
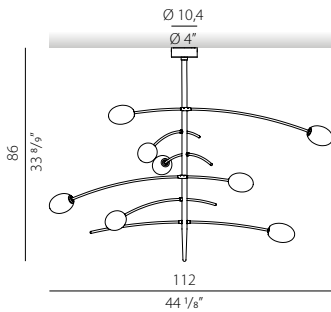
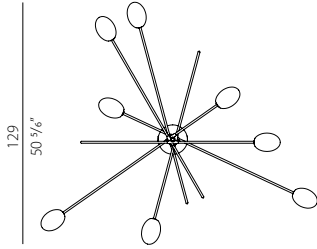
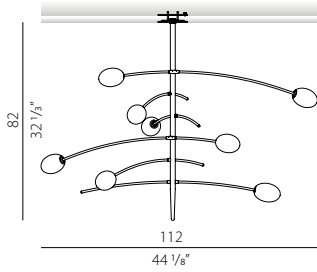
Code

X112\_...008.0500

Light Source

- ▶ 8x LED retrofit bulb 3W G9 max 4W G9
- ▶ 1272lm
- ▶ 2700K Ra80 dimmable
- ▶ Sorgente LED compresa, LED lamp included

Finishes



Code

P112\_...008.0500

Light Source

- ▶ 8x LED retrofit bulb 3W G9 max 4W G9
- ▶ 1272lm
- ▶ 2700K Ra80 dimmable
- ▶ Sorgente LED compresa, LED lamp included

Finishes



Roris Collection



Wall  
Pag. 298




Table  
Pag. 440

Designer, Year:  
Officina Panzeri, 2024

Category:  
Ceiling lamps



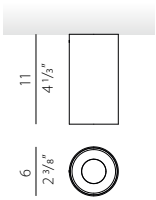
432 possibili combinazioni per un prodotto iconico, disponibile in 3 dimensioni, che ben si inserisce in qualsiasi tipologia di ambiente. Il corpo dell'apparecchio e l'ottica arretrata removibile, con lente emisferica anti-abbagliamento, permettono di creare numerosi abbinamenti di colore rendendo questo spotlight uno strumento in grado di personalizzare gli spazi in cui è inserito.

432 possible combinations for an iconic product, available in 3 sizes, that fits well into any type of environment. The body and the removable retracted optic, with anti-glare hemispherical lens, allow for numerous colour combinations, making this spotlight a tool for customising the spaces in which it is placed.


NEW

# 432 Ways





Discover more



Code

P127\_ \_ .006.0504

Light Source

- ▶ LED 7,8W
- ▶ 843lm
- ▶ 2700K Ra>90 220-240V AC dimmable (Phase cut)

Code

P127\_ \_ .006.0404

Light Source

- ▶ LED 7,8W
- ▶ 861lm
- ▶ 3000K Ra>90 220-240V AC dimmable (Phase cut)

Finishes



Code

P127\_ \_ .006.0502

Light Source

- ▶ LED 7,8W
- ▶ 843lm
- ▶ 2700K Ra>90 220-240V AC dimmable (DALI/Push DIM)

Code

P127\_ \_ .006.0402

Light Source

- ▶ LED 7,8W
- ▶ 861lm
- ▶ 3000K Ra>90 220-240V AC dimmable (DALI/Push DIM)

Finishes



Code

YSL127\_ \_ .006.FL

Description

- ▶ Supporto lente 6cm, lens holder 6cm

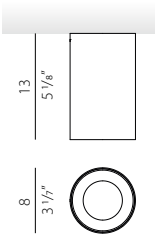
Finishes











Discover more



Code	Light Source
P127_ _008.0504	<ul style="list-style-type: none"> <li>▶ LED 10,7W</li> <li>▶ 1145lm</li> <li>▶ 2700K Ra&gt;90 220-240V AC dimmable (Phase cut)</li> </ul>

Code	Light Source
P127_ _008.0404	<ul style="list-style-type: none"> <li>▶ LED 10,7W</li> <li>▶ 1169lm</li> <li>▶ 3000K Ra&gt;90 220-240V AC dimmable (Phase cut)</li> </ul>

Finishes

01 02 17 19 27 29

Code	Light Source
P127_ _008.0502	<ul style="list-style-type: none"> <li>▶ LED 10,7W</li> <li>▶ 1145lm</li> <li>▶ 2700K Ra&gt;90 220-240V AC dimmable (DALI/Push DIM)</li> </ul>

Code	Light Source
P127_ _008.0402	<ul style="list-style-type: none"> <li>▶ LED 10,7W</li> <li>▶ 1169lm</li> <li>▶ 3000K Ra&gt;90 220-240V AC dimmable (DALI/Push DIM)</li> </ul>

Finishes

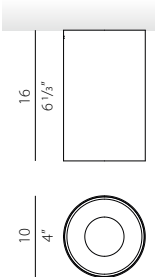
01 02 17 19 27 29



Code	Description
YSL127_ _008.FL	▶ Supporto lente 8cm, lens holder 8cm

Finishes

01 02 17 19 27 29



Code	Light Source
P127_ _010.0504	<ul style="list-style-type: none"> <li>▶ LED 16,4W</li> <li>▶ 1756m</li> <li>▶ 2700K Ra&gt;90 220-240V AC dimmable (Phase cut)</li> </ul>

Code	Light Source
P127_ _010.0404	<ul style="list-style-type: none"> <li>▶ LED 16,4W</li> <li>▶ 1792m</li> <li>▶ 3000K Ra&gt;90 220-240V AC dimmable (Phase cut)</li> </ul>

Finishes

01 02 17 19 27 29

Code	Light Source
P127_ _010.0502	<ul style="list-style-type: none"> <li>▶ LED 16,4W</li> <li>▶ 1756m</li> <li>▶ 2700K Ra&gt;90 220-240V AC dimmable (DALI/Push DIM)</li> </ul>

Code	Light Source
P127_ _010.0402	<ul style="list-style-type: none"> <li>▶ LED 16,4W</li> <li>▶ 1792m</li> <li>▶ 3000K Ra&gt;90 220-240V AC dimmable (DALI/Push DIM)</li> </ul>

Finishes

01 02 17 19 27 29



Code	Description
YSL127_ _010.FL	▶ Supporto lente 10cm, lens holder 10cm

Finishes

01 02 17 19 27 29

Designer, Year:  
Officina Panzeri, 2021

Category:  
Ceiling lamps



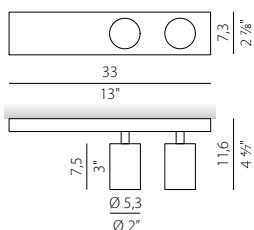
Recessed

Carl2 è stato ideato per il posizionamento a soffitto con un unico punto luce di una coppia di spot orientabili Carl. La basetta esterna geometrica conferisce carattere e stile ad un prodotto adattabile a diverse tipologie di contesto, sia domestico che commerciale. Le preziose finiture in comune con gli altri prodotti della gamma permettono di assolvere alle diverse esigenze tecniche e stilistiche.

Carl2 is designed for single-point ceiling placement of a pair of Carl adjustable spotlights. The geometric outer box gives character and style to a product adaptable to different types of contexts, both domestic and commercial. Valuable finishes in common with other products in the range make it possible to fulfill different technical and stylistic requirements.



# Carl2



Discover more




Code

P125\_ \_033.0403

Light Source

- ▶ LED 43W
- ▶ 2 x 1436lm
- ▶ 3000K Ra>90 30° 220-240V AC dimmable (1-10V/Push DIM)
- ▶ UGR<16

Finishes



Disponibili a richiesta LED 2700K  
On request 2700K LED available



Designer, Year:  
Officina Panzeri, 2021

Category:  
Ceiling lamps



Con base o a incasso, Lola è sinonimo di versatilità: un design adattabile a molteplici applicazioni caratterizzato da linee compatte, fascio luminoso orientabile e ottiche arretrate con snoot di serie che consentono di ridurre l'abbagliamento al minimo. La versione con basetta installabile anche a parete.

With base or recessed Lola is synonymous with versatility: a design adaptable to multiple applications characterized by compact lines, adjustable light beam and recessed optics with standard snoot that allow to reduce glare to a minimum. The base version can also be installed on the wall.



# Lola

Discover more



Code

X120\_\_020.4002

Light Source

- ▶ LED 18W
- ▶ 1995lm
- ▶ 3000K Ra>85 30° 500mA DC dimmable (DALI/Push DIM)
- ▶ UGR<12

Finishes



Code

P120\_\_020.2504

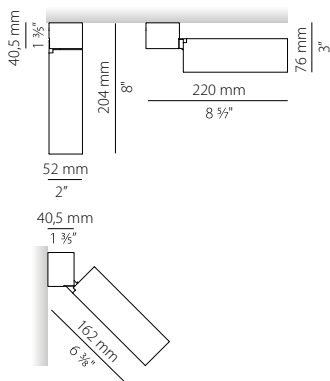
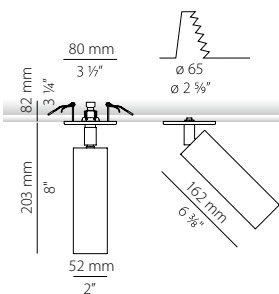
Light Source

- ▶ LED 9W
- ▶ 972lm
- ▶ 3000K Ra>90 24° 220-240V AC dimmable (phase cut)
- ▶ UGR<12

Finishes



Disponibili a richiesta LED 2700K  
On request 2700K LED available





Designer, Year:  
Enzo Panzeri, 2017

Category:  
Ceiling lamps

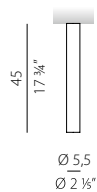


Suspensions

To-Be è essenziale, illumina con discrezione e offre un elevato comfort visivo grazie al posizionamento arretrato dello schermo. Si presta ad essere installata in ritmiche composizioni lineari e in abbinamento con le versioni a sospensione.

To-Be is essential, it illuminates with discretion and offers high visual comfort thanks to the recessed positioning of the screen. It lends itself to be installed in rhythmic linear compositions and in combination with the pendant versions.

# To-Be



Discover more



Code

P027\_ \_ .045.1701

Light Source

- ▶ LED 10W
- ▶ 806lm
- ▶ 2700K Ra>90 35° 220-240V AC ON-OFF

Finishes







Designer, Year:  
Officina Panzeri, 2011

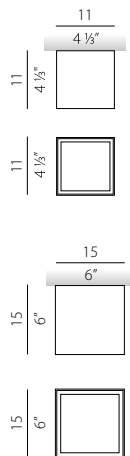
Category:  
Ceiling lamps

Piccolo apparecchio per installazione a plafone, con una forma squadrata e minimale ed emissione di luce diretta, per ambienti moderni ed essenziali.

Small ceiling-mounted fixture with a square, minimalist shape and direct light emission for modern, essential interiors.



# Three



Discover more



Code

P039\_...011.0406

Light Source

- ▶ 10W
- ▶ 959lm
- ▶ 3000K Ra>90 220-240V AC ON-OFF

Finishes



Code

P039\_...015.0406

Light Source

- ▶ LED 15W
- ▶ 956lm
- ▶ 3000K Ra>90 220-240V AC ON-OFF

Finishes



Accessori disponibili su catalogo tecnico  
Accessories available on technical catalogue



Designer, Year:  
Enzo Panzeri, 2016

Category:  
Ceiling lamps



Dalla collezione Rings, un anello di luce a plafone, ad emissione diretta e dal design semplice ma d'impatto, che offre una varietà di soluzioni combinabili tra di loro per arredare ed illuminare ambienti di ogni genere, dal residenziale ai grandi spazi pubblici.

From the Rings collection, a ceiling ring of light, with mono-emission light and a simple yet striking design, that offers a variety of solutions that can be combined to furnish and illuminate environments of all kinds, from residential to large public spaces.

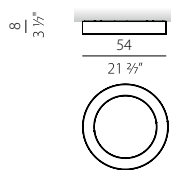
# Silver Ring







## Silver Ring, Enzo Panzeri 2016



Discover more



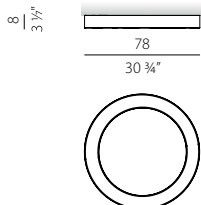
Code

P082\_\_050.0402

Light Source

- ▶ LED 25W
- ▶ 1809lm
- ▶ 3000K Ra>90 220-240V AC dimmable (DALI/Push DIM)

Finishes



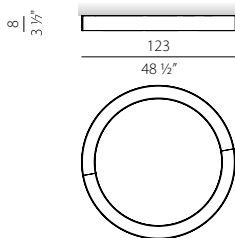
Code

P082\_\_080.0402

Light Source

- ▶ LED 45W
- ▶ 3053lm
- ▶ 3000K Ra>90 220-240V AC dimmable (DALI/Push DIM)

Finishes



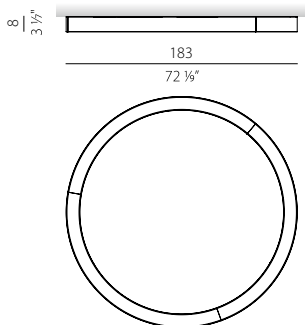
Code

P082\_\_120.0402

Light Source

- ▶ LED 75W
- ▶ 5233lm
- ▶ 3000K Ra>90 220-240V AC dimmable (DALI/Push DIM)

Finishes



Code

P082\_\_180.0402

Light Source

- ▶ LED 110W
- ▶ 17850lm
- ▶ 3000K Ra>90 220-240V AC dimmable (DALI/Push DIM)

Finishes



## Silver Ring Collection



Suspension  
Pag. 64

Disponibili a richiesta LED 2700K o 4000K  
On request 2700K o 4000K LED available

Designer, Year:  
Enzo Panzeri, 2017

Category:  
Ceiling lamps



Un cerchio e un semicerchio luminoso ad emissione diretta, in profilo di alluminio curvato, adatto per installazione a plafone. Il design semplice e le elevate performance luminose rendono Brooklyn Round versatile nell'adattarsi a spazi commerciali e residenziali, con la possibilità di essere configurato in eleganti composizioni multiple che arredano i soffitti di grandi ambienti.

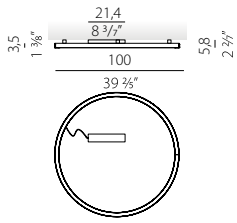
A direct-emitting circle and semicircle of light, in curved aluminium profile, suitable for ceiling installation. The simple design and high lighting performance make Brooklyn Round versatile in adapting to commercial and residential spaces, with the possibility of being configured in elegant multiple compositions, that decorate the ceilings of large ambiances.

# Brooklyn Round









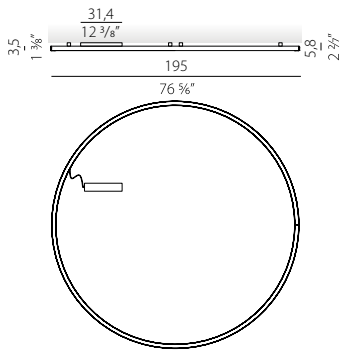

Discover more



**Code**  
P231\_...360.0402

**Light Source**  
 ▶ LED 55W  
 ▶ 2965lm  
 ▶ 3000K Ra>90 220-240V AC dimmable (DALI/Push DIM)

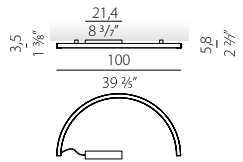

**Finishes**



**Code**  
P232\_...360.0402

**Light Source**  
 ▶ LED 109W  
 ▶ 5931lm  
 ▶ 3000K Ra>90 220-240V AC dimmable (DALI/Push DIM)

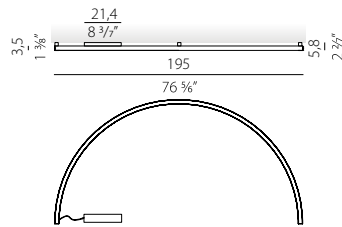
**Finishes**



**Code**  
P231\_...180.0402

**Light Source**  
 ▶ LED 29W  
 ▶ 1483lm  
 ▶ 3000K Ra>90 220-240V AC dimmable (DALI/Push DIM)

**Finishes**




**Code**  
P232\_...180.0402

**Light Source**  
 ▶ LED 55W  
 ▶ 2965lm  
 ▶ 3000K Ra>90 220-240V AC dimmable (DALI/Push DIM)

**Finishes**



Brooklyn Collection



Suspension  
Pag. 76



Brooklyn Line, Suspension  
Pag. 80



Brooklyn, Recessed  
Pag. 356

Disponibili a richiesta LED 2700K  
On request 2700K LED available

Designer, Year:  
Enzo Panzeri, 2013

Category:  
Ceiling lamps



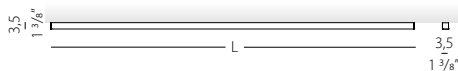
Suspensions

Recessed

Apparecchio lineare ad emissione diretta in profilo di alluminio a sezione quadra, disponibile in diverse lunghezze, per l'illuminazione di spazi pubblici e privati. Il profilo Brooklyn, disponibile anche in sistema configurabile con una vasta gamma di accessori disponibili, può essere utilizzato per la creazione di sistemi di luce lineare su misura.

Direct-emitting linear fixture made of square-section aluminum profile, available in various lengths, for lighting public and private spaces. The Brooklyn profile, also available as a configurable system with a wide range of accessories available, can be used to create customised linear light systems.

# Brooklyn Out



Discover more



Code

KP233\_\_100.0410

Light Source

- ▶ LED 17,2W
- ▶ 1142lm
- ▶ 3000K Ra>90 24V DC
- ▶ Length 102,5cm - 40 2/5"

Code

KP233\_\_200.0410

Light Source

- ▶ LED 34.4W
- ▶ 2284lm
- ▶ 3000K Ra>90 24V DC
- ▶ Length 202,5cm - 79 7/9"

Code

KP233\_\_300.0410

Light Source

- ▶ LED 51.6W
- ▶ 3426lm
- ▶ 3000K Ra>90 24V DC
- ▶ Length 302,5cm -119 1/5"

Finishes

01

Accessori e driver disponibili su catalogo tecnico  
Accessories and drivers available on technical catalogue



Designer, Year:  
Carmen Ferrara, 2013-2014

Category:  
Ceiling lamps



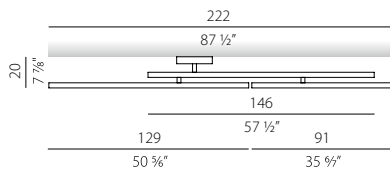
Conformare la luce alle proprie emozioni è l'idea che sottende il design di Carmen. I bracci ruotano meccanicamente e la lampada assume nuove forme, si estende o si compatta. La luce diventa la risposta ad un gesto, la riflessione di un design sempre personalizzabile.

Conforming the light to one's emotions is the idea that underlies Carmen's design. The arms rotate mechanically and the lamp takes on new shapes, extends or compacts. Light becomes the answer to a gesture, the reflection of a design that is always customizable.

# Carmen







Discover more



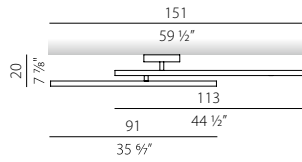
Code

P064\_\_003.0403

Light Source

- ▶ LED 56W
- ▶ 5420lm
- ▶ 3000K Ra>90 220-240V AC dimmable (1-10V/Push DIM)

Finishes




Code

P064\_\_002.0401

Light Source

- ▶ LED 28,5W
- ▶ 2519lm
- ▶ 3000K Ra>90 220-240V AC ON-OFF

Finishes



Carmen Collection



Wall  
Pag. 276



Designer, Year:  
Officina Panzeri, 2013

Category:  
Ceiling lamps

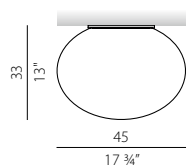
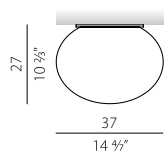
La precisione industriale incontra l'unicità del fatto a mano del vetro soffiato opale in un prodotto semplice che diffonde una luce morbida e uniforme, disponibile in due diverse dimensioni.

Industrial precision meets the uniqueness of the hand-made opal blown glass in a simple product that diffuses a soft and uniform light, available in two different sizes.



Suspensions

# Gilbert



Discover more



Code

P065\_...037.0402

Light Source

- ▶ LED 20W
- ▶ 1840lm
- ▶ 3000K Ra>90 220-240V AC dimmable (DALI/Push DIM)

Code

P065\_...037.0000

Light Source

- ▶ LED retrofit bulb E27 max 150W E27

Finishes

01

Code

P065\_...045.0402

Light Source

- ▶ LED 20W
- ▶ 1840lm
- ▶ 3000K Ra>90 220-240V AC dimmable (DALI/Push DIM)

Code

P065\_...045.0000

Light Source

- ▶ LED retrofit bulb E27 max 150W E27

Finishes

01



Designer, Year:  
Enzo Panzeri, 2018

Category:  
Ceiling lamps



Sottili cerchi di luce a soffitto, adatti per installazione singola oppure in gruppi di più apparecchi, che possono essere sovrapposti grazie alle basette di diversa altezza tra le varie dimensioni disponibili. Le Zero Shapes valorizzano gli ambienti con linee discrete ed eleganti, ricreando installazioni luminose di grande impatto scenografico.

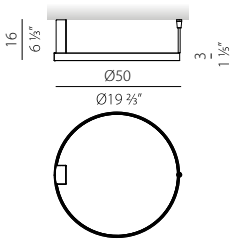
Thin ceiling light circles, suitable for single installation or in groups of several luminaires, which can be overlapped thanks to the different height bases among the various available sizes. The Zero Shapes enhance environments with discreet and elegant lines by recreating light installations of great scenographic impact.

# Zero Round





## Zero Round, Enzo Panzeri 2018



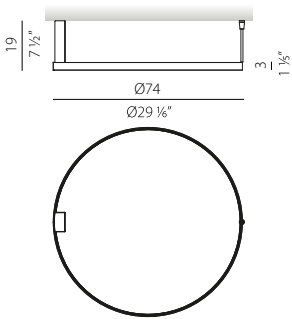

Discover more



Code	Light Source
P033__050.0502	<ul style="list-style-type: none"> <li>▶ LED 29W</li> <li>▶ 2039lm</li> <li>▶ 2700K Ra&gt;90 220-240V AC dimmable (DALI/Push DIM)</li> </ul>

Code	Light Source
P033__050.0402	<ul style="list-style-type: none"> <li>▶ LED 29W</li> <li>▶ 2039lm</li> <li>▶ 3000K Ra&gt;90 220-240V AC dimmable (DALI/Push DIM)</li> </ul>

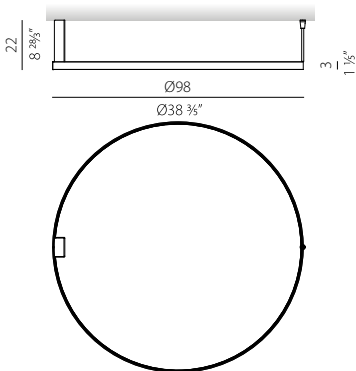
Finishes



Code	Light Source
P033__075.0502	<ul style="list-style-type: none"> <li>▶ LED 42W</li> <li>▶ 3059lm</li> <li>▶ 2700K Ra&gt;90 220-240V AC dimmable (DALI/Push DIM)</li> </ul>

Code	Light Source
P033__075.0402	<ul style="list-style-type: none"> <li>▶ LED 42W</li> <li>▶ 3059lm</li> <li>▶ 3000K Ra&gt;90 220-240V AC dimmable (DALI/Push DIM)</li> </ul>

Finishes



Code	Light Source
P033__100.0502	<ul style="list-style-type: none"> <li>▶ LED 54W</li> <li>▶ 4079lm</li> <li>▶ 2700K Ra&gt;90 220-240V AC dimmable (DALI/Push DIM)</li> </ul>

Code	Light Source
P033__100.0402	<ul style="list-style-type: none"> <li>▶ LED 54W</li> <li>▶ 4079lm</li> <li>▶ 3000K Ra&gt;90 220-240V AC dimmable (DALI/Push DIM)</li> </ul>

Finishes



## Zero Round Collection



Suspension  
Pag. 136



Wall  
Pag. 312



Zero Round Acoustic,  
Suspension Pag. 144



Zero Round Vertical,  
Suspension Pag. 148



Roma, Dip, Toy S, Toy R, Gonio, Zero Line, App, Bow, Bella, Hilow, Hilow Line, Carmen, Cross, Giano, Jay, Jackie, Opuntia, Murané, Roris, Tubino, Venexia, Ypsilon, Zero Round

# Wall lamps



Lampade a parete  
Wall lamps

## Wall lamps Index



APP	254
BELLA	264
BOW	258
CARMEN	276
CROSS	278
DIP	230
GIANO	280
GONIO	246
HILOW	268
HILOW LINE	272
JACKIE	288
JAY	284
MURANÉ	294
OPUNTIA	290
ROMA	226
RORIS	298
TOY R	240
TOY S	234
TUBINO	302
VENEXIA	306
YPSILON	308
ZERO LINE	250
ZERO ROUND	312

Designer, Year:  
Scandurra, 2024  
Registered Design

Category:  
Wall lamps



Roma rappresenta un prestigioso connubio tra classicità e modernità. La sapiente unione di forme che evocano il passato, materiali raffinati e tecnologie contemporanee crea un prodotto senza tempo, in grado di esaltare la texture del vetro cattedrale attraverso una luce morbida e diffusa. Con la sua presenza elegante, la versione parete rende esclusivi gli spazi in cui è inserita, arricchendoli e nobilitandoli.

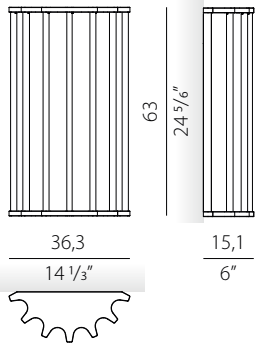
With its countless compositional options, this luminaire adds Roma represents a prestigious blend of classicism and modernity. The clever combination of shapes that evoke the past, refined materials and contemporary technology creates a timeless product that enhances the texture of cathedral glass through soft, diffused light. With its elegant presence, the wall version makes exclusive the spaces in which it is inserted, enriching and ennobling them.

NEW

# Roma







Discover more



Code

A148\_ \_036.0502

Light Source

- ▶ LED 18W
- ▶ 1370lm
- ▶ 2700K Ra>90 220-240V AC dimmable (DALI/Push DIM)

Finishes




Roma Collection



Suspension  
Pag. 26



Floor  
Pag. 378



Floor outdoor  
Pag. 378

Designer, Year:  
Hangar Design Group, 2024  
Registered Design

Category:  
Wall lamps



La versione a parete di Dip porta la luce dove necessaria con la sinuosa traiettoria del braccio. La testa tonda orientabile permette di indirizzare il fascio luminoso verso il basso, per un utilizzo su tavoli o piani di lavoro, oppure verso l'alto, ad illuminare soffitti preziosi. Disponibile in una vasta selezione di finiture, è in grado di valorizzare con classe e semplicità ambienti residenziali e commerciali.

Dip's wall version brings light where it is needed with the sinuous trajectory of the arm. The adjustable round head allows the light beam to be directed downward, for use on tables or countertops, or upward, to illuminate precious ceilings. Available in a wide selection of finishes, it can enhance residential and commercial environments with class and simplicity.

NEW

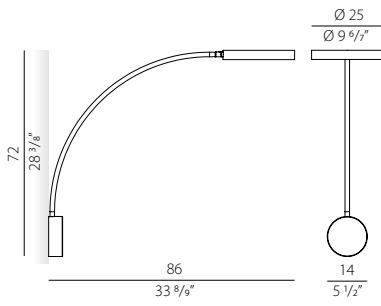
# Dip







## Dip, Hangar Design Group 2024



Discover more



Code

A084\_\_070.0502

Light Source

- ▶ LED 18W
- ▶ 1931lm
- ▶ 2700K Ra>90 220-240V AC dimmable (DALI/Push DIM)

Finishes



## Dip Collection



Suspension  
Pag. 30



Ceiling  
Pag. 174



Floor  
Pag. 384



Floor Outdoor  
Pag. 384

Designer, Year:  
Enzo Panzeri, 2024

Category:  
Wall lamps



Toy S è una lampada da parete biemissione che unisce minimalismo, geometria e alte prestazioni. Le diverse lunghezze disponibili rendono l'apparecchio adatto per installazioni singole e composizioni di più elementi, in corridoi, aree di passaggio e locali ampi. L'inclinazione del corpo estruso indirizza il flusso luminoso verso il centro della stanza. La versione S è caratterizzata da una forma semplice, scandita da linee nette e precise e spigoli definiti.

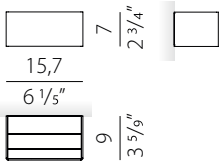
Toy S is a double-emission wall lamp that combines minimalism, geometry and high performance. The different available lengths make the fixture suitable for single installations and multi-element compositions, in corridors, transit areas and large ambiances. The inclination of the extruded body directs the luminous flux towards the centre of the room. The S version is characterised by a simple form, marked by clear, precise lines and defined edges.

NEW

# Toy S







Discover more

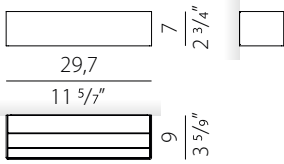



**Code**  
A141\_\_\_.015.0504

**Light Source**  
▶ LED 10W  
▶ 657lm  
▶ 2700K Ra>90 220-240V AC dimmable (Phase Cut)

**Code**  
A141\_\_\_.015.0404

**Light Source**  
▶ LED 10W  
▶ 677lm  
▶ 3000K Ra>90 220-240V AC dimmable (Phase Cut)



**Code**  
A141\_\_\_.030.0501

**Light Source**  
▶ LED 18W  
▶ 1314lm  
▶ 2700K Ra>90 220-240V AC ON/OFF

**Code**  
A141\_\_\_.030.0401

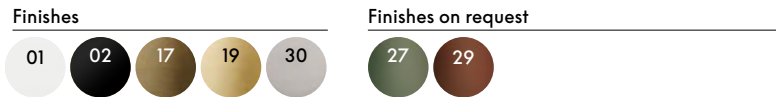
**Light Source**  
▶ LED 18W  
▶ 1354lm  
▶ 3000K Ra>90 220-240V AC ON/OFF

**Code**  
A141\_\_\_.030.0504

**Light Source**  
▶ LED 20W  
▶ 1314lm  
▶ 2700K Ra>90 220-240V AC dimmable (Phase Cut)

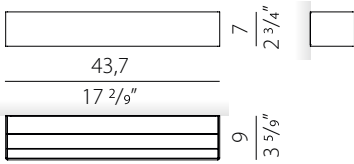
**Code**  
A141\_\_\_.030.0404

**Light Source**  
▶ LED 20W  
▶ 1354lm  
▶ 3000K Ra>90 220-240V AC dimmable (Phase Cut)



Disponibile a richiesta con elettrificazione DALI  
Available on request with DALI power supply





Discover more



**Code**  
A141\_\_045.0501

**Light Source**  
▶ LED 26W  
▶ 1971lm  
▶ 2700K Ra>90 220-240V AC ON/OFF

**Code**  
A141\_\_045.0401


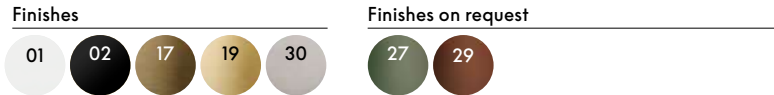
**Light Source**  
▶ LED 26W  
▶ 2031lm  
▶ 3000K Ra>90 220-240V AC ON/OFF

**Code**  
A141\_\_045.0504

**Light Source**  
▶ LED 26W  
▶ 1971lm  
▶ 2700K Ra>90 220-240V AC dimmable (Phase Cut)

**Code**  
A141\_\_045.0404

**Light Source**  
▶ LED 26W  
▶ 2031lm  
▶ 3000K Ra>90 220-240V AC dimmable (Phase Cut)



**Code**  
A141\_\_060.0501

**Light Source**  
▶ LED 34W  
▶ 2628lm  
▶ 2700K Ra>90 220-240V AC ON/OFF

**Code**  
A141\_\_060.0401


**Light Source**  
▶ LED 34W  
▶ 2708lm  
▶ 3000K Ra>90 220-240V AC ON/OFF

**Code**  
A141\_\_060.0504

**Light Source**  
▶ LED 34W  
▶ 2628lm  
▶ 2700K Ra>90 220-240V AC dimmable (Phase Cut)

**Code**  
A141\_\_060.0404

**Light Source**  
▶ LED 34W  
▶ 2708lm  
▶ 3000K Ra>90 220-240V AC dimmable (Phase Cut)



Disponibile a richiesta con elettrificazione DALI  
Available on request with DALI power supply



Designer, Year:  
Enzo Panzeri, 2024

Category:  
Wall lamps



Toy R è una lampada da parete biemissione che unisce minimalismo, geometria e alte prestazioni. Le diverse lunghezze disponibili rendono l'apparecchio adatto per installazioni singole e composizioni di più elementi, in corridoi, aree di passaggio e locali ampi. L'inclinazione del corpo estruso indirizza il flusso luminoso verso il centro della stanza. La versione R è caratterizzata da una forma semplice, scandita da linee curve e raggiature morbide.

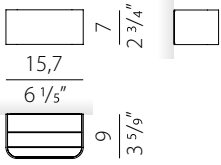
Toy R is a double-emission wall lamp that combines minimalism, geometry and high performance. The different available lengths make the fixture suitable for single installations and multi-element compositions, in corridors, transit areas and large ambiances. The inclination of the extruded body directs the luminous flux towards the centre of the room. The R version is characterised by a simple shape, defined by curved lines and curved edges.

NEW

# Toy R



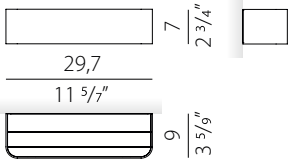




Discover more



<b>Code</b> A142__015.0504	<b>Light Source</b> ▶ LED 10W ▶ 657m ▶ 2700K Ra>90 220-240V AC dimmable (Phase Cut)
<b>Code</b> A142__015.0404	<b>Light Source</b> ▶ LED 10W ▶ 677lm ▶ 3000K Ra>90 220-240V AC dimmable (Phase Cut)



<b>Code</b> A142__030.0501	<b>Light Source</b> ▶ LED 18W ▶ 1314m ▶ 2700K Ra>90 220-240V AC ON/OFF
-------------------------------	---------------------------------------------------------------------------------

<b>Code</b> A142__030.0401	<b>Light Source</b> ▶ LED 18W ▶ 1354lm ▶ 3000K Ra>90 220-240V AC ON/OFF
-------------------------------	----------------------------------------------------------------------------------

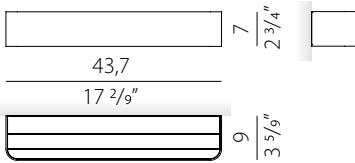
<b>Code</b> A142__030.0504	<b>Light Source</b> ▶ LED 20W ▶ 1314lm ▶ 2700K Ra>90 220-240V AC dimmable (Phase Cut)
-------------------------------	------------------------------------------------------------------------------------------------

<b>Code</b> A142__030.0404	<b>Light Source</b> ▶ LED 20W ▶ 1354lm ▶ 3000K Ra>90 220-240V AC dimmable (Phase Cut)
-------------------------------	------------------------------------------------------------------------------------------------



Disponibile a richiesta con elettrificazione DALI  
Available on request with DALI power supply





Discover more



**Code**  
A142\_\_\_.045.0501

**Light Source**  
▶ LED 26W  
▶ 1971lm  
▶ 2700K Ra>90 220-240V AC ON/OFF

**Code**  
A142\_\_\_.045.0401

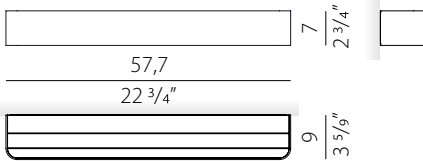
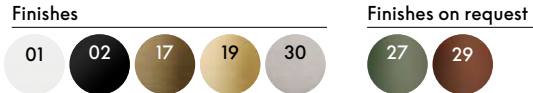
**Light Source**  
▶ LED 26W  
▶ 2031lm  
▶ 3000K Ra>90 220-240V AC ON/OFF

**Code**  
A142\_\_\_.045.0504

**Light Source**  
▶ LED 26W  
▶ 1971lm  
▶ 2700K Ra>90 220-240V AC dimmable (Phase Cut)

**Code**  
A142\_\_\_.045.0404

**Light Source**  
▶ LED 26W  
▶ 2031lm  
▶ 3000K Ra>90 220-240V AC dimmable (Phase Cut)



**Code**  
A142\_\_\_.060.0501

**Light Source**  
▶ LED 34W  
▶ 2628lm  
▶ 2700K Ra>90 220-240V AC ON/OFF

**Code**  
A142\_\_\_.060.0401

**Light Source**  
▶ LED 34W  
▶ 2708lm  
▶ 3000K Ra>90 220-240V AC ON/OFF

**Code**  
A142\_\_\_.060.0504

**Light Source**  
▶ LED 34W  
▶ 2628lm  
▶ 2700K Ra>90 220-240V AC dimmable (Phase Cut)

**Code**  
A142\_\_\_.060.0404

**Light Source**  
▶ LED 34W  
▶ 2708lm  
▶ 3000K Ra>90 220-240V AC dimmable (Phase Cut)



Disponibile a richiesta con elettrificazione DALI  
Available on request with DALI power supply

Designer, Year:  
Stefano Airaghi 2021

Category:  
Wall lamps



Una doppia emissione asimmetrica che consente di illuminare in modo ottimale sia i percorsi che il soffitto. Gonio è una lampada a parete dalla geometria semplice e lineare che attraverso l'impiego di lenti risponde con funzionalità ad una distribuzione orientata in modo preciso.

A double asymmetrical emission that allows you to optimally illuminate both the paths and the ceiling. Gonio is a wall lamp with a simple and linear geometry which, through the use of lenses, responds with functionality to a precisely oriented light distribution.

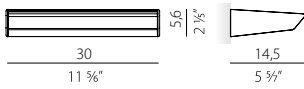
NEW

# Gonio









Discover more



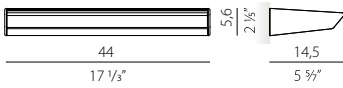

**Code**  
A019\_\_\_.030.0502

**Light Source**  
▶ LED 24W  
▶ 2168lm  
▶ 2700K Ra>90 220-240V AC dimmable (DALI/Push DIM)

**Code**  
A019\_\_\_.030.0402

**Light Source**  
▶ LED 24W  
▶ 2252lm  
▶ 3000K Ra>90 220-240V AC dimmable (DALI/Push DIM)

Finishes



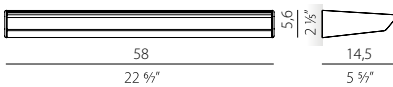
**Code**  
A019\_\_\_.045.0502

**Light Source**  
▶ LED 35W  
▶ 3252lm  
▶ 2700K Ra>90 220-240V AC dimmable (DALI/Push DIM)

**Code**  
A019\_\_\_.045.0402

**Light Source**  
▶ LED 35W  
▶ 3378lm  
▶ 3000K Ra>90 220-240V AC dimmable (DALI/Push DIM)

Finishes



**Code**  
A019\_\_\_.060.0502

**Light Source**  
LED 45W  
▶ 4337lm  
▶ 2700K Ra>90 220-240V AC dimmable (DALI/Push DIM)

**Code**  
A019\_\_\_.060.0402

**Light Source**  
▶ LED 45W  
▶ 4503lm  
▶ 3000K Ra>90 220-240V AC dimmable (DALI/Push DIM)

Finishes



Versioni con lente 100° disponibili a richiesta  
100° lens version available on request

Designer, Year:  
Enzo Panzeri, 2024

Category:  
Wall lamps



Zero Line è una lampada a parete con un corpo sottile, a sezione cava. La parte emittente è distanziata dalla parete ed illumina gli ambienti con luce riflessa. Un prodotto semplice e di elevata qualità sia per caratteristiche materiche che per comfort visivo ottenuto.

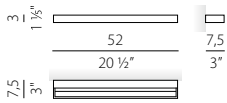
Zero Line is a wall lamp with a hollow section thin body. The emitting part is spaced from the wall and illuminates the rooms with reflected light. A simple and high quality product both for material characteristics and for the visual comfort obtained.

NEW

# Zero Line







Discover more



Code	Light Source
A036_...050.0501	<ul style="list-style-type: none"> <li>▶ LED 12,2W</li> <li>▶ 640lm</li> <li>▶ 2700K Ra&gt;90 220-240V AC ON/OFF</li> </ul>

Code	Light Source
A036_...050.0502	<ul style="list-style-type: none"> <li>▶ LED 12,2W</li> <li>▶ 640lm</li> <li>▶ 2700K Ra&gt;90 220-240V AC dimmable (DALI/Push DIM)</li> </ul>

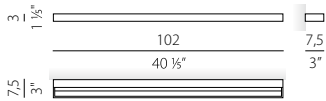
Finishes



Code	Light Source
A036_...050.0501	<ul style="list-style-type: none"> <li>▶ LED 12,2W</li> <li>▶ 786lm</li> <li>▶ 2700K Ra&gt;90 220-240V AC ON/OFF</li> </ul>

Code	Light Source
A036_...050.0502	<ul style="list-style-type: none"> <li>▶ LED 12,2W</li> <li>▶ 786lm</li> <li>▶ 2700K Ra&gt;90 220-240V AC dimmable (DALI/Push DIM)</li> </ul>

Finishes



Code	Light Source
A036_...100.0501	<ul style="list-style-type: none"> <li>▶ LED 22,2W</li> <li>▶ 1306lm</li> <li>▶ 2700K Ra&gt;90 220-240V AC ON/OFF</li> </ul>

Code	Light Source
A036_...100.0502	<ul style="list-style-type: none"> <li>▶ LED 22,2W</li> <li>▶ 1306lm</li> <li>▶ 2700K Ra&gt;90 220-240V AC dimmable (DALI/Push DIM)</li> </ul>

Finishes



Code	Light Source
A036_...100.0501	<ul style="list-style-type: none"> <li>▶ LED 22,2W</li> <li>▶ 1572lm</li> <li>▶ 2700K Ra&gt;90 220-240V AC ON/OFF</li> </ul>

Code	Light Source
A036_...100.0502	<ul style="list-style-type: none"> <li>▶ LED 22,2W</li> <li>▶ 1572lm</li> <li>▶ 2700K Ra&gt;90 220-240V AC dimmable (DALI/Push DIM)</li> </ul>

Finishes



Disponibili a richiesta LED 3000K  
On request 3000K LED available

Designer, Year:  
Q<sup>2</sup>, 2013

Category:  
Wall lamps



App è una lampada a parete con emissione di luce volta verso l'alto. L'eleganza del corpo in alluminio deriva da un attento studio dei dettagli, tra cui la scelta di grani a scomparsa per il fissaggio che donano al prodotto un aspetto ancora più minimale.

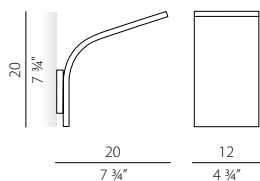
App is a wall lamp with upward light emission. The elegance of the aluminum body derives from a careful study of details, including the choice of hidden grub screws for fixing the backplate that give the product an even more minimal look.

# App









Discover more



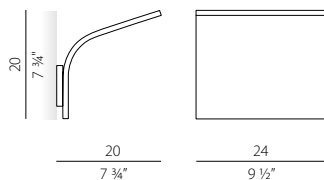
Code

A098\_...001.0406

Light Source

- ▶ LED 18W
- ▶ 1431lm
- ▶ 3000K Ra>90 220-240V AC ON-OFF

Finishes



Code

A098\_...002.0406

Light Source

- ▶ LED 36W
- ▶ 2862lm
- ▶ 3000K Ra>90 220-240V AC ON-OFF

Finishes



Disponibili a richiesta LED 2700K  
On request 2700K LED available

Designer, Year:  
Maurizio Quagnale, 2023

Category:  
Wall lamps



Bow è l'espressione della flessibilità, una sottile linea che si curva sulle pareti e gioca con l'architettura, creando nuove geometrie attraverso la forma e la luce. I moduli LED possono essere posizionati a piacimento lungo tutta l'estensione del profilo, creando linee luminose continue oppure tratti alternati.

Bow is the expression of flexibility, a thin line that curves around the walls and plays with the architecture, creating new geometries through shape and light. The LED modules can be positioned at will along the entire extension of the profile, creating continuous light lines or alternating strokes.


# Bow











Discover more



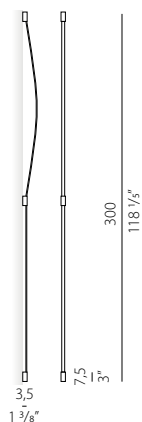
Code

A138\_ \_302.0010

Profile

- ▶ Profilo elettrificato flessibile. Alimentazione 24V DC
- ▶ Completo di n.2 box di fissaggio e kit di alimentazione. LED e driver non inclusi.
- ▶ Flexible electrified profile. Power supply 24V DC
- ▶ Complete with 2 fixing boxes and power supply kit. LED and driver not included.

Finishes



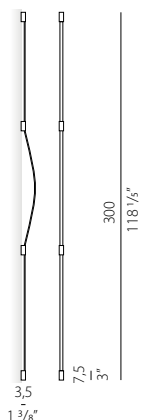
Code

A138\_ \_303.0010

Profile

- ▶ Profilo elettrificato flessibile. Alimentazione 24V DC
- ▶ Completo di n.3 box di fissaggio e kit di alimentazione. LED e driver non inclusi.
- ▶ Flexible electrified profile. Power supply 24V DC
- ▶ Complete with 3 fixing boxes and power supply kit. LED and driver not included.

Finishes



Code

A138\_ \_304.0010

Profile

- ▶ Profilo elettrificato flessibile. Alimentazione 24V DC
- ▶ Completo di n.4 box di fissaggio e kit di alimentazione. LED e driver non inclusi.
- ▶ Flexible electrified profile. Power supply 24V DC
- ▶ Complete with 4 fixing boxes and power supply kit. LED and driver not included.

Finishes



Code

YLB138.050.0510

Light Source

- ▶ Modulo LED, 500mm (19,7") 98 LED 8W 24V DC 2700K Ra>90 800lm
- ▶ Completo di n.2 molle di fissaggio.
- ▶ LED module, 500mm (19,7") 98 LED 8W 24V DC 2700K Ra>90 800lm
- ▶ Complete with no. 2 fixing springs.

Accessori e driver disponibili su catalogo tecnico  
Accessories and drivers available on technical catalogue



Designer, Year:  
Enzo Panzeri, 2019-20

Category:  
Wall lamps



Bella è la dematerializzazione del design, un disco di luce dal carattere contemporaneo che offre alte prestazioni in uno spazio minimo. La versione a parete con testa snodata, disponibile in versione con basetta esterna oppure incassata, permette di direzionare il fascio di luce a piacere verso l'alto o verso il basso.

Bella is the dematerialization of design, a disc of light with a contemporary look that offers high performance in a minimum space. The wall-mounted version with an articulated head, available in version with external or recessed wall box, allows the light beam to be directed up or down as desired.

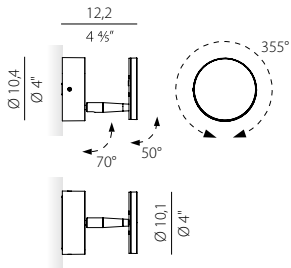
# Bella



reddot winner 2020







Discover more



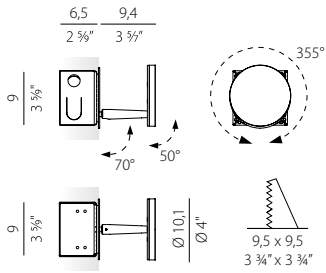

Code

A052\_..011.0509

Light Source

- ▶ LED 5W
- ▶ 388lm
- ▶ 2700K Ra>90 220-240V AC dimmable (Step DIM)
- ▶ Interruttore incluso, Switch included

Finishes



Code

X052\_..011.0509

Light Source

- ▶ LED 5W
- ▶ 388lm
- ▶ 2700K Ra>90 220-240V AC dimmable (Step DIM)
- ▶ Interruttore incluso, Switch included

Finishes



Bella Collection



Suspension  
Pag. 44



Table  
Pag. 418



Bella Vestita, Suspension  
Pag. 44

Designer, Year:  
Matteo Thun, 2020

Category:  
Wall lamps



In grado di caratterizzare con infinite possibilità compositive la scenografia di ogni spazio, Hilow è installabile in modo libero e intuitivo. La versione a parete, con diffusore frontale nero, illumina indirettamente la parete su cui è montata con una luce decisa e diffusa che, insieme all'emissione più soffusa della parte frontale, dà vita nell'ambiente ad una dimensione soft e intima.


With its countless compositional options gives appeal to the decor in all contexts, Hilow allows intuitive installation wherever required. The wall-mounted version, with black front diffuser, indirectly illuminates the wall on which it is mounted with a strong, diffuse light that, together with the softer emission of the front, creates in the room a soft, intimate dimension.

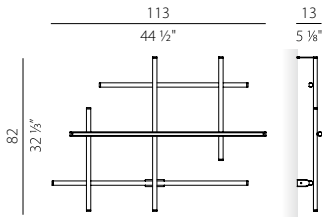
# Hilow



**BIGSEE**  
**PRODUCTDESIGN**  
**AWARD 2021**  
WINNER







Discover more



Code

A029\_\_115.0502

Light Source

- ▶ LED 77W
- ▶ 3812lm
- ▶ 2700K Ra>90 220-240V AC dimmable (DALI/Push DIM)
- ▶ Diffusore frontale nero, Black front diffuser

Code

A029\_\_115.0510

Light Source

- ▶ LED 71W
- ▶ 4088lm
- ▶ 2700K Ra>90 24V DC
- ▶ Diffusore frontale nero, driver non incluso, Black front diffuser, driver not included

Finishes



Hilow Collection




Suspension  
Pag. 54



Ceiling  
Pag. 178



Hilow Line, Wall  
Pag. 272



Hilow Line, Floor  
Pag. 390



Designer, Year:  
Matteo Thun e Benedetto Fasciana, 2021

Category:  
Wall lamps



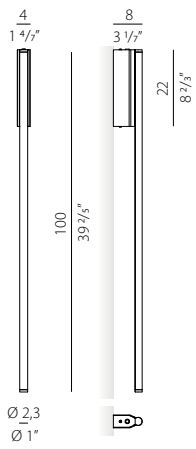
Nata dall'esperienza di Hilow, rappresenta il principio fondante del sistema nella sua forma più elementare. Una linea di luce indiretta che illumina la parete con eleganza e raffinatezza, perfetta per esaltare varchi, corridoi ed ingressi in ambienti residenziali moderni.

From the success of Hilow, it represents the founding principle of the system in its most basic form. An indirect light line that lights up the wall with elegance and refinement, perfect for enhancing doorways, corridors and entrances in modern residential environments.

# Hilow Line







Discover more



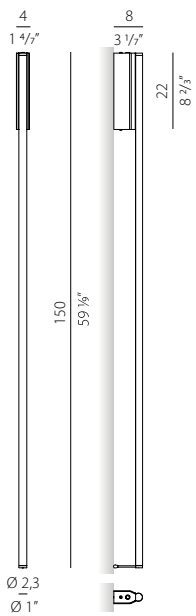
Code

A110\_ \_100.0502

Light Source

- ▶ LED 17W
- ▶ 1018lm
- ▶ 2700K Ra>90 220-240V AC dimmable (DALI/Push DIM)

Finishes



Code

A110\_ \_150.0502

Light Source

- ▶ LED 27W
- ▶ 1696lm
- ▶ 2700K Ra>90 220-240V AC dimmable (DALI/Push DIM)

Finishes



### Hilow Collection



Floor  
Pag. 390



Hilow, Suspension  
Pag. 54



Hilow, Ceiling  
Pag. 178



Hilow, Wall  
Pag. 268

Accessori disponibili su catalogo tecnico  
Accessories available on technical catalogue

Designer, Year:  
Carmen Ferrara, 2013-2014

Category:  
Wall lamps

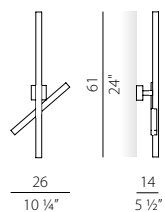
Conformare la luce alle proprie emozioni è l'idea che sottende il design di Carmen. I bracci ruotano meccanicamente e la lampada assume nuove forme, si estende o compatta. La luce diventa la risposta ad un gesto, la riflessione di un design sempre personalizzabile.

Conforming the light to one's emotions is the idea that underlies Carmen's design. The arms rotate mechanically and the lamp takes on new shapes, extends or compacts. Light becomes the answer to a gesture, the reflection of a design that is always customizable.



Ceiling

# Carmen



Discover more



Code

A064\_...000.0101

Light Source

- ▶ LED 13W
- ▶ 1025lm
- ▶ 3000K Ra>90 220-240V AC ON-OFF

Finishes

01

02




Designer, Year:  
Andrea Lazzari, 2012

Category:  
Wall lamps

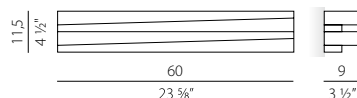
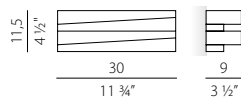


Un intreccio di sottili lamine metalliche nasconde il diffusore in vetro, offrendo un'emissione di luce diffusa bidirezionale che rende Cross perfetta per corridoi e spazi di passaggio in ambienti residenziali.

An interweaving of thin metal foils conceals the glass diffuser, offering a bi-directional diffuse light emission that makes Cross perfect for corridors and passage spaces in residential spaces.



# Cross



Discover more



Code

A049\_\_\_.030.0101

Light Source

- ▶ LED 20W
- ▶ 2340lm
- ▶ 3000K Ra>80 220-240V AC ON-OFF

Code

A049\_\_\_.030.0102

Light Source

- ▶ LED 20W
- ▶ 2340lm
- ▶ 3000K Ra>80 220-240V AC dimmable (DALI/Push DIM)

Finishes



Code

A049\_\_\_.060.0101

Light Source

- ▶ LED 40W
- ▶ 4680lm
- ▶ 3000K Ra>80 220-240V AC ON-OFF

Code

A049\_\_\_.060.0102

Light Source

- ▶ LED 40W
- ▶ 4680lm
- ▶ 3000K Ra>80 220-240V AC dimmable (DALI/Push DIM)

Finishes



Disponibili a richiesta LED 2700K  
On request 2700K LED available





Designer, Year:  
Officina Panzeri, 2017

Category:  
Wall lamps



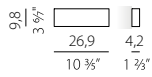
Giano è una lampada da parete lineare a doppia emissione, disponibile anche in versione sistema per illuminare grandi ambienti con linee di luce di notevole estensione. L'integrazione del driver all'interno del profilo risolve problematiche di remotizzazione e offre massima flessibilità nell'installazione.

Giano is a double emission wall lamp, also available in a system version, for lighting large rooms with lines of light of significant extension. The integration of the driver within the profile solves remote control problems and offers maximum flexibility in installation.

# Giano







Discover more



Code

A246\_...025.0401

Light Source

- ▶ LED 11W
- ▶ 614lm
- ▶ 3000K Ra>90 220-240V AC ON/OFF
- ▶ Fornito con n.2 diffusori opali, Supplied with n.2 opal diffusers

Finishes



Code

A246\_...050.0401

Light Source

- ▶ LED 19W
- ▶ 1228lm
- ▶ 3000K Ra>90 220-240V AC ON/OFF
- ▶ Fornito con n.2 diffusori opali, Supplied with n.2 opal diffusers

Code

A246\_...050.0402

Light Source

- ▶ LED 19W
- ▶ 1228lm
- ▶ 3000K Ra>90 220-240V AC dimmable (DALI/Push DIM)
- ▶ Fornito con n.2 diffusori opali, Supplied with n.2 opal diffusers

Finishes



Code

A246\_...100.0401

Light Source

- ▶ LED 38W
- ▶ 2456lm
- ▶ 3000K Ra>90 220-240V AC ON/OFF
- ▶ Doppia accensione, Fornito con n.2 diffusori opali, Double switch, Supplied with n.2 opal diffusers

Code

A246\_...100.0402

Light Source

- ▶ LED 38W
- ▶ 2456lm
- ▶ 3000K Ra>90 220-240V AC dimmable (DALI/Push DIM)
- ▶ Fornito con n.2 diffusori opali, Supplied with n.2 opal diffusers

Finishes



Code

A246\_...150.0401

Light Source

- ▶ LED 56W
- ▶ 3683lm
- ▶ 3000K Ra>90 220-240V AC ON/OFF
- ▶ Fornito con predisposizione per doppia accensione, n.2 diffusori opali, Supplied with predisposition for double switch and no. 2 opal diffusers


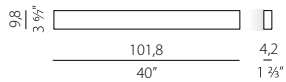
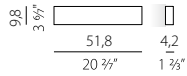
Code

A246\_...150.0402

Light Source

- ▶ LED 54W
- ▶ 3683lm
- ▶ 3000K Ra>90 220-240V AC dimmable (DALI/Push DIM)
- ▶ Fornito con n.2 diffusori opali, Supplied with n.2 opal diffusers

Finishes



Giano Collection



Suspension  
Pag. 84

Accessori e driver disponibili su catalogo tecnico  
Accessories and drivers available on technical catalogue

Designer, Year:  
Officina Panzeri, 2021

Category:  
Wall lamps



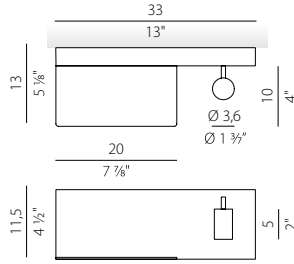
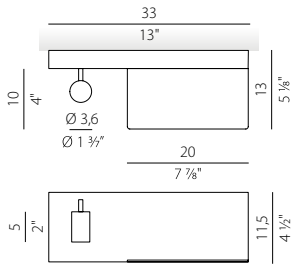
Tante funzionalità in un unico oggetto che è insieme luce direzionabile per la lettura, luce soffusa d'ambiente e mensola con presa USB per la ricarica del cellulare e piccoli dispositivi elettronici. Disponibile in due versioni speculari per il posizionamento sul lato sinistro e destro del letto.

Many features in a single object that is together directional light for reading, soft ambient light and shelf with USB socket for charging mobile phones and small electronic devices. Available in two mirrored versions for positioning on the left and on the right side of the bed.

# Jay







Discover more



Code

A135\_ \_033.0501

Light Source

- ▶ LED 18W
- ▶ 392lm + 405lm
- ▶ 2700K Ra>90 34° 220-240V AC ON-OFF
- ▶ Versione sinistra, Left version

Finishes




Code

A136\_ \_033.0501

Light Source

- ▶ LED 18W
- ▶ 392lm + 405lm
- ▶ 2700K Ra>90 34° 220-240V AC ON-OFF
- ▶ Versione destra, Right version

Finishes





Designer, Year:  
Enzo Panzeri, 2015

Category:  
Wall lamps



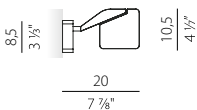
Floor

Table

Dietro al design essenziale di Jackie si nascondono sofisticati meccanismi a snodo che consentono la regolazione della testa e l'orientamento del fascio. Versione da parete con pulsante per la regolazione del flusso sulla basetta di fissaggio.

Behind the essential design of Jackie there are sophisticated joint mechanisms that allow the head to be adjusted and the light beam to be oriented. Wall version with flux control button on the mounting plate.

# Jackie



Discover more



Code

A077\_...000.0409

Light Source

- ▶ LED 10W
- ▶ 706lm
- ▶ 3000K Ra>90 90° 220-240V AC dimmable (Step DIM)

Finishes



Code

P077\_...000.0101

Light Source

- ▶ LED 8,5W
- ▶ 820lm
- ▶ 3000K Ra>80 90° 220-240V AC ON-OFF

Finishes





Designer, Year:  
Favaretto&Partners, 2021

Category:  
Wall lamps



Luce che evolve adattandosi agli umori e alle esigenze specifiche. La tecnologia bianco dinamico di Opuntia consente di impostare colorazioni calde o fredde mentre la tecnologia dim to warm consente di ridurre l'intensità della luce e contemporaneamente riscaldare gli ambienti, creando atmosfere intime e rilassanti. Versione a parete con testa orientabile e braccio inclinabile fino a 170° in orizzontale e fino a 60° in verticale.

Light that evolves adapting to the mood and to specific needs. Opuntia's tunable white technology allows you to set warm or cold colors while the dim to warm technology allows you to reduce the intensity of light and at the same time warm up the environment, creating intimate and relaxing atmospheres. Wall-mounted version with swivelling head and arm tiltable up to 170° horizontally and up to 60° vertically.

# Opuntia





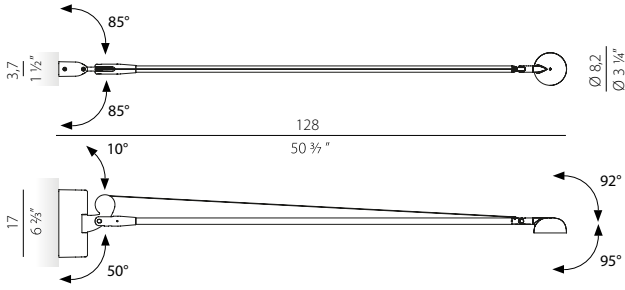
Discover more



Code  
A068\_\_130.9121

Light Source  
 ▶ LED 8,5W  
 ▶ 700lm  
 ▶ 2200-4000K Ra>90 220-240V AC DIM-to-warm + tunable white

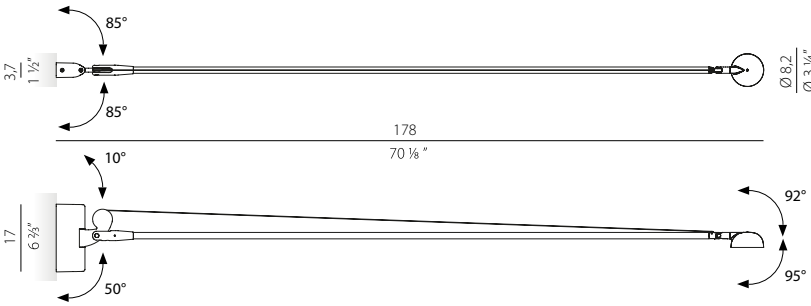

Finishes



Code  
A068\_\_180.9121

Light Source  
 ▶ LED 8,5W  
 ▶ 700lm  
 ▶ 2200-4000K Ra>90 220-240V AC DIM-to-warm + tunable white

Finishes



Opuntia Collection



Table  
Pag. 434

Designer, Year:  
Matteo Thun e Benedetto Fasciana, 2022

Category:  
Wall lamps



Un piccolo corpo sferico che, grazie ad una luce calibrata, riesce ad esaltare, nella sua semplicità, l'arte della lavorazione artigianale del vetro. Le raffinate sfere trasparenti color bronzo generano riflessi evocativi di elementi naturali, movimenti di acqua colpiti da luci e ombre che si trasformano e generano atmosfere nostalgiche. Versione a parete disponibile ad incasso oppure con basetta esterna.

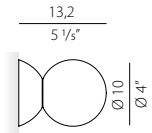
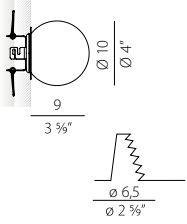
A small and simple spherical body that exalts, through a calibrated light, the art of glass craftsmanship. The refined transparent and bronze-coloured spheres generate evocative reflections of natural elements, water wavings hit by lights and shadows that mutate generating nostalgic atmospheres. Wall-mounted version available either built-in or with external base plate.

# Murané









Discover more



Code

X115\_ \_010.0501

Light Source

- ▶ LED 4W
- ▶ 167lm
- ▶ 2700K Ra>90 220-240V AC ON-OFF

Finishes



Code

P115\_ \_010.0501

Light Source

- ▶ LED 4W
- ▶ 167lm
- ▶ 2700K Ra>90 220-240V AC ON-OFF


Finishes



Murané Collection



Suspension  
Pag. 88



Murané R, Suspension  
Pag. 92

Designer, Year:  
Enzo Panzeri, 2023

Category:  
Wall lamps



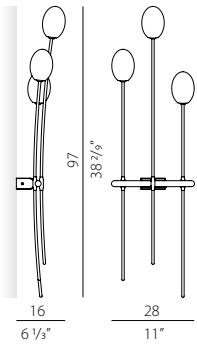
La versione da parete di Roris, illumina con una morbida luce diffusa ambienti interni eleganti e minimali, mantenendo il forte carattere decorativo ispirato alla natura che distingue l'intera famiglia.

The wall-mounted version of Roris, illuminates elegant and minimal interior spaces with soft diffused light, while maintaining the strong nature-inspired decorative character that distinguishes the entire family.

# Roris







Discover more



Code

A112\_...003.0500

Light Source

- ▶ 3x LED retrofit bulb 3W G9 - max 4W G9
- ▶ 545lm
- ▶ 2700K Ra80 dimmable
- ▶ Sorgenti LED comprese, LED lamps included

Finishes



Roris Collection



Ceiling  
Pag. 186




Table  
Pag. 440

Designer, Year:  
Matteo Thun, 2019-20


Category:  
Wall lamps



Design semplice che soddisfa il bisogno di un oggetto dall'aspetto "puro" e "minimale" e per questo estremamente adattabile. Tubino nasce dalla ricerca dell'essenza della forma, della riscoperta dell'archetipo, di ciò che resiste alle mode ed è sempre attuale. Versione da parete/soffitto disponibile con basetta esterna oppure incassata nel muro.

Simple design that satisfies the need for an object with a "pure" and "minimal" design and therefore extremely adaptable. Tubino was born from the search for the essence of form, the rediscovery of the archetype, of what surpasses fashion and is always up-to-date. Wall/ceiling version available with external base or recessed in the wall.

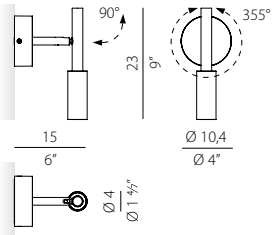
# Tubino







Tubino, Matteo Thun 2019-20



Discover more



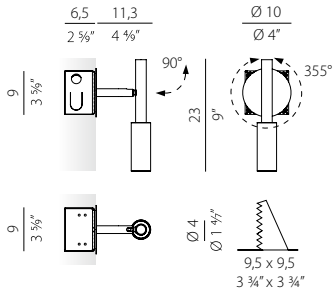
Code

A073\_...001.0501

Light Source

- ▶ LED 6,5W
- ▶ 339lm
- ▶ 2700K Ra>90 220-240V AC ON-OFF

Finishes



Code

X073\_...001.0501

Light Source

- ▶ LED 6,5W
- ▶ 339lm
- ▶ 2700K Ra>90 220-240V AC ON-OFF

Finishes



Tubino Collection



Suspension  
Pag. 120



Floor  
Pag. 394



Table  
Pag. 442



Tubino Plus, Table  
Pag. 442

Designer, Year:  
Matteo Thun, 2020

Category:  
Wall lamps

I pali di fondamenta in legno, le "briccole", guidano le barche attraverso la città, dirigendosi verso Murano, sinonimo di vetro soffiato Made in Italy. La Laguna ispira la collezione Venexia, il design moderno è pensato per illuminare spazi gli esterni, con la versione a parete che arricchisce lo spazio con calore ed eleganza.

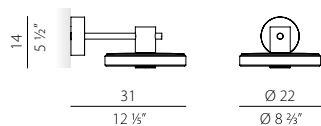
The wooden foundation piles, the "briccole", guide the boats through the city, heading towards Murano, synonym for hand-blown glass Made in Italy. The Laguna inspires the Venexia collection, the modern design is conceived to illuminate outdoor spaces, with the warm light wall-mounted version that that elegantly enriches the space.



Suspensions

Floor

# Venexia



Discover more



Code

EA048\_022.0201

Light Source



- ▶ LED 8W
- ▶ 594lm
- ▶ 2700K Ra>80 220-240V AC ON-OFF

Finishes



archiproducts  
DESIGN AWARDS  
WINNER 2020



Designer, Year:  
Officina Panzeri, 2013

Category:  
Wall lamps



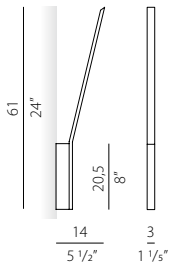
Lampada a parete ideale per spazi residenziali e commerciali, costituita da una barra in alluminio a sezione cava, che illumina indirettamente la parete verso l'alto. Disponibile con montatura incassata nel o esterna, senza nessun elemento di fissaggio a vista.

Wall-mounted lamp ideal for residential and commercial spaces, consisting of a hollow-section aluminum bar that indirectly illuminates the wall upward. Available with external or recessed wall box, with no visible fixing elements.

# Ypsilon







Discover more



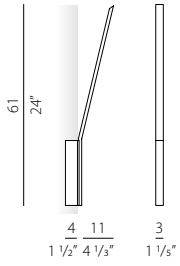

Code

A072\_ \_000.0401

Light Source

- ▶ LED 13W
- ▶ 1046lm
- ▶ 3000K Ra>90 220-240V AC ON-OFF

Finishes




Code

X072\_ \_000.0401

Light Source

- ▶ LED 13W
- ▶ 1046lm
- ▶ 3000K Ra>90 220-240V AC ON-OFF

Finishes





Designer, Year:  
Enzo Panzeri, 2018

Category:  
Wall lamps

L'eleganza di Zero Round nella sua versione più discreta, un piccolo cerchio di luce che nobilita le pareti e gli spazi dove viene inserito creando effetti luminosi di grande impatto scenografico.

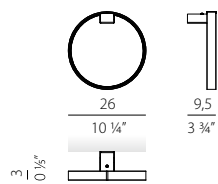
The elegance of Zero Round in its most discreet version, a small circle of light that enhances the walls and spaces where it is placed, creating lighting effects of great scenographic impact.



Suspensions

Ceiling

# Zero Round



Discover more



Code

A033\_...025.0501

Light Source

- ▶ LED 13W
- ▶ 796lm
- ▶ 2700K Ra>90 220-240V AC ON-OFF


Code

A033\_...025.0401

Light Source

- ▶ LED 13W
- ▶ 796lm
- ▶ 3000K Ra>90 220-240V AC ON-OFF

Finishes







Carl, Al Decimo, Sid, Eddie, Nick, Jarvis, James, Jessie, Taylor, Joe, Rally Trim, Step By Step, Moai, Click Clack, East, Bronx, Brooklyn, Manhattan, Corner, Harlem, Kips, Kips Round, Nook, Broadway, Tribeca

# Recessed

Incassi  
Recessed

## Recessed Index



AL DECIMO	320
BROADWAY	372
BRONX	354
BROOKLYN	356
CARL	316
CLICK CLACK	348
CORNER	364
EAST	350
EDDIE	324
HARLEM	366
JAMES	332
JARVIS	330
JESSIE	334
JOE	338
KIPS	368
KIPS ROUND	368
MANHATTAN	360
MOAI	346
NICK	326
NOOK	370
RALLY TRIM	340
SID	322
STEP BY STEP	344
TAYLOR	336
TRIBECA	374

Category:  
Recessed



Carl è una famiglia di spot dal design sobrio e discreto pensati per l'incasso a soffitto in versione fissa oppure orientabile. La semplicità e le dimensioni contenute dell'apparecchio, insieme alle preziose finiture in comune con gli altri prodotti della gamma, permettono di illuminare elegantemente spazi commerciali e residenziali.

Carl is a family of spotlights with a sober and discreet design conceived for recessed ceiling mounting in fixed or adjustable versions. The simplicity and small size of the fixture, together with the fine finishes in common with the other products in the range, make it possible to elegantly illuminate commercial and residential spaces.

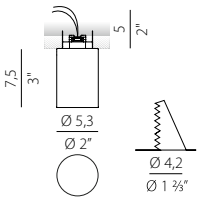
# Carl







Carl



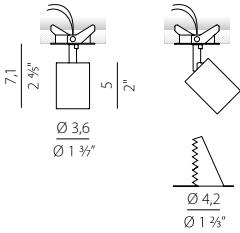

Discover more



Code  
X122\_008.2501

Light Source  
 ▶ LED 12W  
 ▶ 1050lm  
 ▶ 3000K Ra>90 30° 350mA DC ON-OFF  
 ▶ Fornito con driver ON-OFF, Supplied with ON-OFF driver  
 ▶ UGR<12

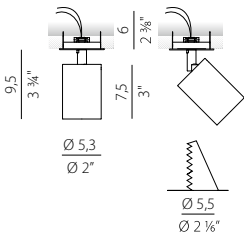
Finishes



Code  
X123\_007.2501

Light Source  
 ▶ LED 6,5W  
 ▶ 425lm  
 ▶ 3000K Ra>90 34° 700mA DC ON-OFF  
 ▶ Fornito con driver ON-OFF, Supplied with ON-OFF driver  
 ▶ UGR<12

Finishes



Code  
X123\_010.2502

Light Source  
 ▶ LED 18W  
 ▶ 1436lm  
 ▶ 3000K Ra>90 30° 500mA DC dimmable (DALI/Push DIM)  
 ▶ Fornito con driver DALI/Push DIM, Supplied with DALI/Push DIM driver

Finishes



Carl Collection



Carl2, Ceiling  
Pag. 196

Disponibili a richiesta LED 2700K  
On request 2700K LED available


Designer, Year:  
Carmen Ferrara, 2017

Category:  
Recessed

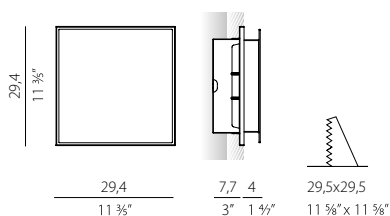


Un meccanismo a pressione studiato 'al decimo' consente di incassarla a parete o in arredo. In incasso un sistema di regolazione automatico riduce l'intensità della luce emessa ed illumina solo il profilo del quadrato. Può essere verniciata o rivestita e mimetizzarsi totalmente con il contesto.

A pressure mechanism designed with precision 'of tenth' allows it to be built into the wall or in furniture. When recessed, an automatic regulation system reduces the intensity of the light emitted and illuminates only the profile of the square. It can be painted or coated and completely blend in with the context.



# Al Decimo



Discover more



Code

X022\_ \_030.0412

Light Source

- ▶ LED 21W
- ▶ 873lm
- ▶ 3000K Ra>90 220-240V AC bilevel dimming

Finishes

01



Category:  
Recessed

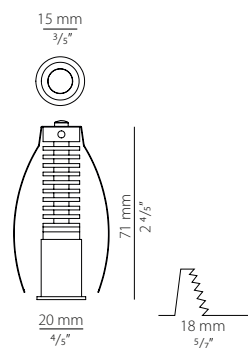


Sid è un piccolo faretto ad incasso con emissione diretta con sorgente luminosa arretrata, adatto all'installazione in ambienti interni. Grazie alle dimensioni minime dell'ottica e la sottilissima cornice a vista, Sid si presta anche all'utilizzo in gruppi di più apparecchi.

Sid is a small direct-emitting recessed spotlight with a set-back light source, suitable for installation indoors. Thanks to the minimal dimensions of the optics and the very slim visible frame, Sid is also suitable for use in groups of several luminaires.



# Sid



Discover more



Code

XR170\_..020.1715

Light Source

- ▶ LED 2,1W
- ▶ 180lm
- ▶ 2700K Ra>90 25° 700mA DC

Code

XR170\_..020.2515

Light Source

- ▶ LED 2,1W
- ▶ 180lm
- ▶ 3000K Ra>90 25° 700mA DC

Finishes

01

02

Accessori e driver disponibili su catalogo tecnico  
Accessories and drivers available on technical catalogue



Category:  
Recessed

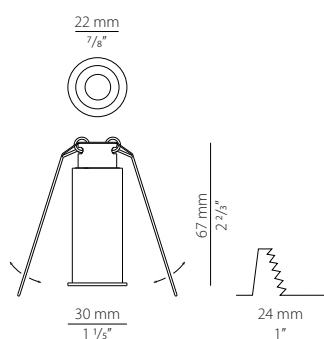


Eddie è un piccolo faretto ad incasso con emissione diretta con sorgente luminosa arretrata, adatto all'installazione in ambienti interni. Grazie alle dimensioni minime dell'ottica e la sottilissima cornice a vista, Eddie si presta anche all'utilizzo in gruppi di più apparecchi.

Eddie is a small direct-emitting recessed spotlight with a set-back light source, suitable for indoor installation. Thanks to the minimal dimensions of the optic and the very thin visible frame, Eddie is also suitable for use in groups of several luminaires.



# Eddie



Discover more



Code

XR172\_ \_030.1715

Light Source

- ▶ LED 2,1W
- ▶ 180lm
- ▶ 2700K Ra>90 25° 700mA DC

Finishes

01

02

Accessori e driver disponibili su catalogo tecnico  
Accessories and drivers available on technical catalogue





Category:  
Recessed


Nick è un faretto ad incasso con cornice, ad emissione diretta e con sorgente luminosa arretrata. Le tre dimensioni disponibili e il grado di protezione IP65 della versione intermedia rendono la famiglia adatta per l'utilizzo in tutte le tipologie di ambiente.

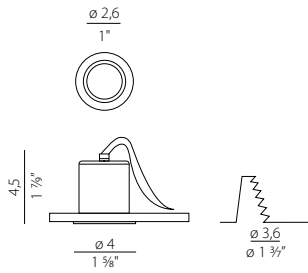
Nick is a framed, direct-emitting recessed spotlight with a set-back light source. The three available sizes and the IP65 protection rating of the intermediate version make the family suitable for use in all types of environments.



# Nick







Discover more



Code

XR254\_ \_040.1715

Light Source

- ▶ LED 3W
- ▶ 153lm
- ▶ 2700K Ra>90 30° 700mA DC
- ▶ IP43

Code

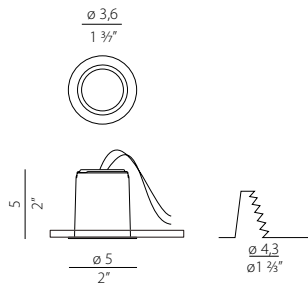
XR254\_ \_040.2515

Light Source

- ▶ LED 3W
- ▶ 170lm
- ▶ 3000K Ra>90 30° 700mA DC
- ▶ IP43

Finishes

01



Code

XR225\_ \_050.1715

Light Source

- ▶ LED 6,5W
- ▶ 434lm
- ▶ 2700K Ra>90 26° 700mA DC
- ▶ IP65 - IP20

Code

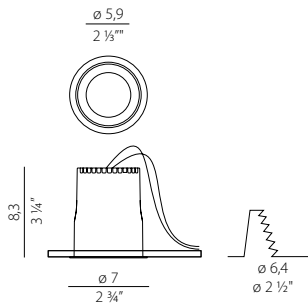
XR225\_ \_050.2515

Light Source

- ▶ LED 6,5W
- ▶ 455lm
- ▶ 3000K Ra>90 26° 700mA DC
- ▶ IP65 - IP20

Finishes

01



Code

XR262\_ \_060.1715

Light Source

- ▶ LED 9W/12W
- ▶ 609lm/830lm
- ▶ 2700K Ra>90 38° 250/350mA DC
- ▶ IP43

Code

XR262\_ \_060.2515

Light Source

- ▶ LED 9W/12W
- ▶ 632lm/853lm
- ▶ 3000K Ra>90 38° 250/350mA DC
- ▶ IP43

Finishes

01

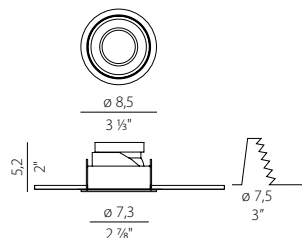
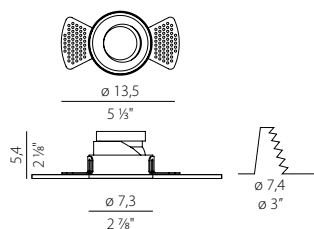
Category:  
Recessed

Jarvis è un faretto ad incasso ad emissione diretta con sorgente luminosa arretrata per l'installazione in ambienti interni. Disponibile in versione per incasso a scomparsa con fascio orientabile, oppure in versione fissa con cornice a vista.

Jarvis is a recessed direct-emitting spotlight with a set-back light source for indoor installation. Available in a recessed downlight version with adjustable beam, or in a fixed version with visible frame.



# Jarvis



Discover more



Code

XR130\_ \_070.2201

Light Source

- ▶ XM3 lampholder with terminal block
- ▶ LED max 10W GU10
- ▶ LED retrofit bulb 7,5W GU10 3000K 60° Ra80 608lm (no dimming) Lampadina inclusa / Included bulb
- ▶ Senza cornice, Trimless

Code

XR130\_ \_070.0000

Light Source

- ▶ XM3 lampholder with terminal block
- ▶ LED max 10W GU10
- ▶ Senza cornice, Trimless

Code

XR131\_ \_085.2201

Light Source

- ▶ XM3 lampholder with terminal block
- ▶ LED max 10W GU10
- ▶ LED retrofit bulb 7,5W GU10 3000K 60° Ra80 608lm (no dimming) Lampadina inclusa / Included bulb
- ▶ Con cornice, With trim

Code

XR131\_ \_085.0000

Light Source

- ▶ XM3 lampholder with terminal block
- ▶ LED max 10W GU10
- ▶ Con cornice, With trim

Finishes

01

06

Accessori e driver disponibili su catalogo tecnico  
Accessories and drivers available on technical catalogue



Category:  
Recessed

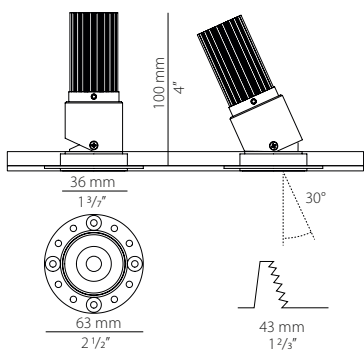


Faretto ad incasso a emissione di luce diretta con sorgente luminosa arretrata per l'installazione in ambienti interni, con fascio luminoso orientabile fino a 30°. Il grado di protezione IP44, rende James adatto all'utilizzo in zone umide.

Recessed direct-emitting spotlight with set-back light source for indoor installation, with light beam adjustable up to 30°. The IP44 degree of protection makes James suitable for use in wet areas.



# James



Discover more



Code

XR177\_ \_040.1715

Light Source

- ▶ LED 5,2W
- ▶ 465lm
- ▶ 2700K Ra>90 24° 300mA DC
- ▶ IP44

Code

XR177\_ \_040.2515

Light Source

- ▶ LED 5,2W
- ▶ 465lm
- ▶ 3000K Ra>90 24° 300mA DC
- ▶ IP44

Finishes

01

02

Accessori e driver disponibili su catalogo tecnico  
Accessories and drivers available on technical catalogue





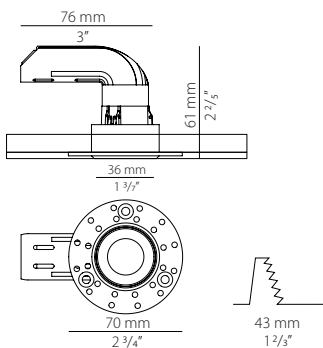
Category:  
Recessed

Faretto ad incasso a emissione di luce diretta con sorgente luminosa arretrata, adatto all'installazione in ambienti interni, anche in controsoffitti con altezze ridotte grazie alla forma curvata del dissipatore.

Recessed direct-emitting spotlight with set-back light source, suitable for installation indoors, even in false ceilings with low heights thanks to the curved shape of the heat sink.



# Jessie



Discover more



Code

XR17401.040.1715

Light Source

- ▶ LED 5,2W
- ▶ 465lm
- ▶ 2700K Ra>90 24° 300mA DC

Code

XR17401.040.2515

Light Source

- ▶ LED 5,2W
- ▶ 465lm
- ▶ 3000K Ra>90 24° 300mA DC

Finishes

01

02

Accessori e driver disponibili su catalogo tecnico  
Accessories and drivers available on technical catalogue



Category:  
Recessed

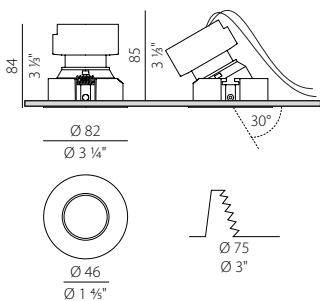


Incasso orientabile per interni equipaggiato con LED COB di ultima generazione. Una selezione di accessori ottici intercambiabili e la sottile cornice tonda disponibile in varie finiture, lo rendono perfetto per progetti residenziali e retail dal design moderno. La profondità di incasso è contenuta e consente una semplice e veloce installazione anche in spazi ristretti.

Indoor adjustable recessed downlight equipped with the latest generation of COB LEDs. A selection of interchangeable optical accessories and a slim round frame available in various finishes make it perfect for modern-designed residential and retail projects. Its shallow recessed depth allows for quick and easy installation even in tight spaces.



# Taylor



Discover more




Code

X168\_ \_008.2515


Light Source

- ▶ LED 12W
- ▶ 824lm
- ▶ 3000K Ra>90 38° 360mA DC

Finishes



Driver disponibili su catalogo tecnico  
Drivers available on technical catalogue



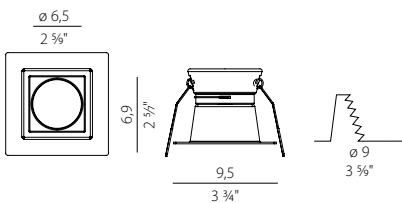
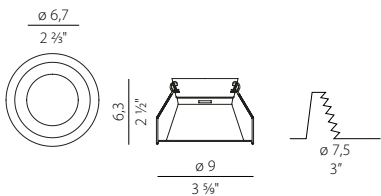
Category:  
Recessed

Faretto ad incasso con sorgente arretrata per ambienti interni, disponibile in versione tonda oppure quadra, con cornice a vista.

Recessed spotlight with set-back light source for indoors, available with visible frame, in a round or square version.



# Joe



Discover more



Code

XA2115  
XA2115 BLA

Light Source

- ▶ XM3 lampholder with terminal block
- ▶ max 50W GU10
- ▶ LED retrofit bulb 7,5W GU10 3000K 60° Ra80 608lm (no dimming) Lampadina inclusa / Included bulb

Code

ST.XA2115  
ST.XA2115 BLA

Light Source

- ▶ XM3 lampholder with terminal block
- ▶ max 50W GU10

Code

XA2116  
XA2116 BLA

Light Source

- ▶ XM3 lampholder with terminal block
- ▶ max 50W GU10
- ▶ LED retrofit bulb 7,5W GU10 3000K 60° Ra80 608lm (no dimming) Lampadina inclusa / Included bulb

Code

ST.XA2116  
ST.XA2116 BLA

Light Source

- ▶ XM3 lampholder with terminal block
- ▶ max 50W GU10

Finishes

01

02

Accessori e driver disponibili su catalogo tecnico  
Accessories and drivers available on technical catalogue



Category:  
Recessed

Rally Trim è un incasso rettangolare con sorgente luminosa LED arretrata e cornice a vista in finitura bianca. Le tre versioni disponibili, portano rispettivamente due, cinque e dieci ottiche allineate che indirizzano il flusso luminoso con un fascio di 30°.

Rally Trim is a rectangular recessed downlight with a recessed LED light source and a visible frame in white finish. The three versions available carry respectively two, five and ten aligned optics that direct the light flow with a 30° beam.



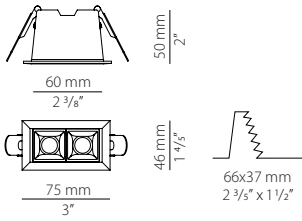
# Rally Trim







## Rally Trim



Discover more



Code

XR178\_007.1715

Light Source

- ▶ LED 3,6W
- ▶ 240lm
- ▶ 2700K Ra>90 30° 600mA DC

Code

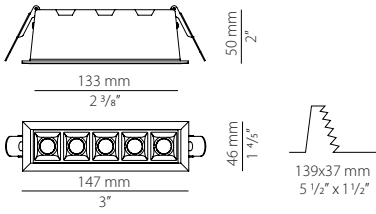
XR178\_007.2515

Light Source

- ▶ LED 3,6W
- ▶ 240lm
- ▶ 3000K Ra>90 30° 600mA DC

Finishes

01



Code

XR178\_014.1715

Light Source

- ▶ LED 9W
- ▶ 602lm
- ▶ 2700K Ra>90 30° 600mA DC

Code

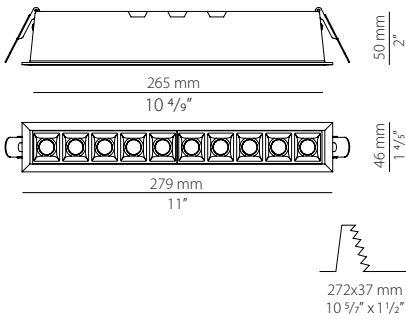
XR178\_014.2515

Light Source

- ▶ LED 9W
- ▶ 602lm
- ▶ 3000K Ra>90 30° 600mA DC

Finishes

01



Code

XR178\_028.1715

Light Source

- ▶ LED 18W
- ▶ 1204lm
- ▶ 2700K Ra>90 30° 600mA DC

Code

XR178\_028.2515

Light Source

- ▶ LED 18W
- ▶ 1204lm
- ▶ 3000K Ra>90 30° 600mA DC

Finishes

01

Driver disponibili su catalogo tecnico  
Drivers available on technical catalogue

Category:  
Recessed



Step by Step è un incasso in gesso con sorgente luminosa arretrata pensato per l'utilizzo come wall washer o segnapasso in grado di illuminare e valorizzare, con la sua presenza discreta ed elegante, spazi di passaggio come camminamenti e scale.

Step by Step is a recessed plaster fixture with a set-back light source designed for use as a wall washer or step marker capable of illuminating and enhancing, with its discreet and elegant presence, passage spaces such as walkways and stairs.

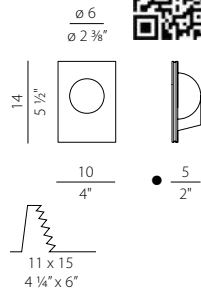


# Step By Step

## Step By Step



Discover more



Code

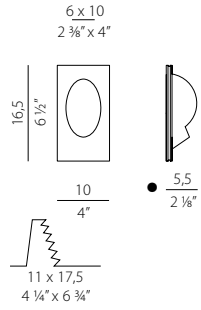
XGR1023

Light Source

- ▶ LED 1W
- ▶ 54lm
- ▶ 3000K Ra>80 350mA DC

Finishes

42



Code

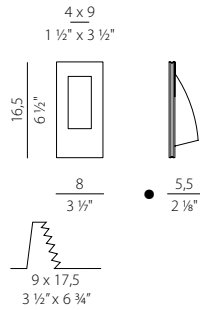
XGR1024

Light Source

- ▶ LED 1W
- ▶ 54lm
- ▶ 3000K Ra>80 350mA DC

Finishes

42



Code

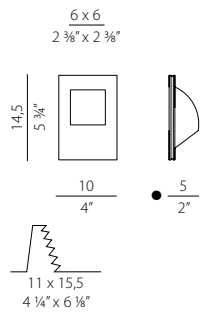
XGQ1025

Light Source

- ▶ LED 1W
- ▶ 54lm
- ▶ 3000K Ra>80 350mA DC

Finishes

42



Code

XGQ1026

Light Source

- ▶ LED 1W
- ▶ 54lm
- ▶ 3000K Ra>80 350mA DC

Finishes

42

Driver disponibili su catalogo tecnico  
Drivers available on technical catalogue

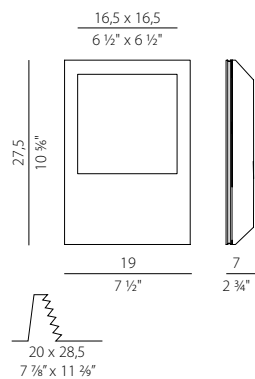
Category:  
Recessed

Wall washer in gesso predisposto per la rasatura totale, con sorgente luminosa arretrata alloggiata in una cavità di forma squadrata, la cui inclinazione morbida accompagna la luce verso la parete.

Plaster wall washer prepared for total flush, with recessed light source housed in a square cavity, whose soft inclination accompanies the light towards the wall.



# Moai



Discover more



Code

XGQ1210.0401

Light Source

- ▶ 15W
- ▶ 1063lm
- ▶ 3000K Ra>90 220-240V AC ON-OFF

Code

XGQ1210.0402

Light Source

- ▶ 15W
- ▶ 1063lm
- ▶ 3000K Ra>90 220-240V AC dimmable (DALI/Push DIM)

Finishes

42

Finishes on request

21



Designer, Year:  
Enzo Panzeri, 2019

Category:  
Recessed

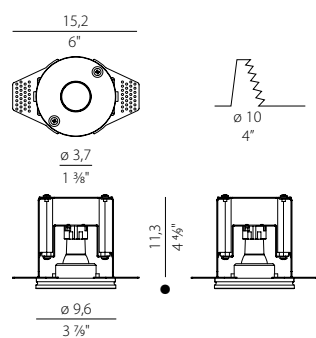


Click Clack è un incasso in gesso per la rasatura totale nel controsoffitto. Lo speciale meccanismo "push&pull" consente, nonostante le dimensioni minime del foro di emissione, un'agevole sostituzione della sorgente luminosa, senza la necessità di ricorrere ad invasivi interventi di manutenzione.

Click Clack is a recessed plaster downlight for total flush-mounting in false ceilings. The special 'push&pull' mechanism allows, despite the minimal size of the emission hole, easy replacement of the light source, without the need for invasive maintenance work.



# Click Clack



Discover more



Code  
XGR1212

Light Source

- ▶ LED max 4W GU10
- ▶ LED bulb not included 3000K Ra80 330lm (no dimming)

Finishes

42

Sorgente LED disponibile su catalogo tecnico  
LED lamp available on technical catalogue





Category:  
Recessed

Una famiglia di incassi in gesso fissi ed orientabili, predisposti per la rasatura totale nel soffitto, forniti con sorgente arretrata GU10 di serie. Disponibili diverse versioni di forma tonda o quadra, con o senza diffusore in vetro.

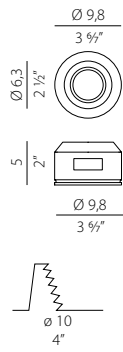
A family of fixed and adjustable plaster recessed downlights, prepared for full ceiling flush mounting, supplied with GU10 downlight as standard. Different versions are available in round or square shape, with or without the glass diffuser.



# East





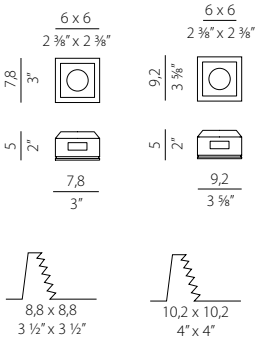


**Code**  
XGR0997

**Light Source**  
► XM3 lampholder with terminal block max 50W GU10

**Finishes**

42



**Code**  
XGQ0998

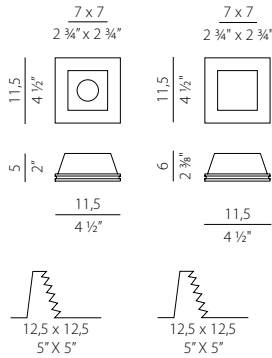
**Light Source**  
► XM3 lampholder with terminal block max 50W GU10

**Code**  
XGQ0998-GL

**Light Source**  
► XM3 lampholder with terminal block max 50W GU10  
► Con vetro diffondente, with diffusing glass

**Finishes**

42



**Code**  
XGQ1004

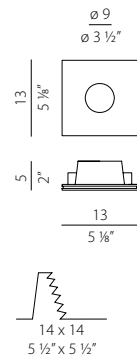
**Light Source**  
► XM3 lampholder with terminal block max 50W GU10

**Code**  
XGQ1004-GL

**Light Source**  
► XM3 lampholder with terminal block max 50W GU10  
► Con vetro diffondente, with diffusing glass

**Finishes**

42



**Code**  
XGR1021

**Light Source**  
► XM3 lampholder with terminal block max 50W GU10

**Finishes**

42

Category:  
Recessed

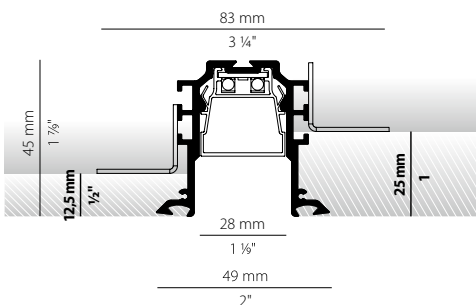


Bronx è un profilo in alluminio ad incasso, caratterizzato dal posizionamento arretrato dello schermo e da un sistema semplificato per l'inserimento a scatto della sorgente luminosa, senza necessità di incollaggio. Pensiamo al prodotto in modo sostenibile, consentendo una pratica manutenzione durante l'intero ciclo di vita.

Bronx is a recessed aluminium profile, characterized by the recessed positioning of the diffuser and by a simplified system for the snap-in insertion of the light source, without the need for gluing. We think about the product in a sustainable way, allowing a practical maintenance during the entire life cycle.



# Bronx



Discover more



Code

KG247\_...100.0410

Light Source

- ▶ LED 17,2W
- ▶ 915lm
- ▶ 3000K Ra>90 24V DC
- ▶ Length 101cm - 39 4/5"

Code

KG247\_...200.0410

Light Source

- ▶ LED 34,4W
- ▶ 1830m
- ▶ 3000K Ra>90 24V DC
- ▶ Length 201cm - 79 4/5"

Code

KG247\_...300.0410

Light Source

- ▶ LED 51,6W
- ▶ 2745lm
- ▶ 3000K Ra>90 24V DC
- ▶ Length 301cm -118 3/5"

Finishes

01

02

Accessori e driver disponibili su catalogo tecnico  
Accessories and drivers available on technical catalogue



Category:  
Recessed

Profilo lineare ad incasso con emissione diretta, disponibile anche in sistema con accessori per la realizzazione di percorsi di luce continua che si estendono a soffitto e a parete lasciando spazio all'immaginazione nella definizione del pattern più adatto al progetto.

Direct light recessed linear profile, also available in system with accessories for the realisation of continuous light paths that extend to ceiling and walls, giving room to creativity in defining the most suitable pattern for the project.



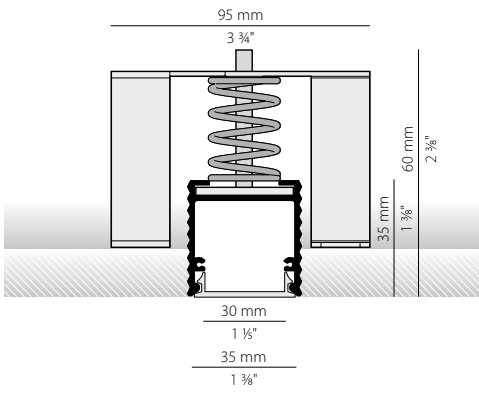
# Brooklyn







## Brooklyn



Discover more



Code

KG233\_\_\_.100.0410

Light Source

- ▶ LED 17,2W
- ▶ 1142lm
- ▶ 3000K Ra>90 24V DC
- ▶ Length 101cm - 39 4/5"

Code

KG233\_\_\_.200.0410

Light Source

- ▶ LED 34,4W
- ▶ 2284lm
- ▶ 3000K Ra>90 24V DC
- ▶ Length 201cm - 79 4/5"

Code

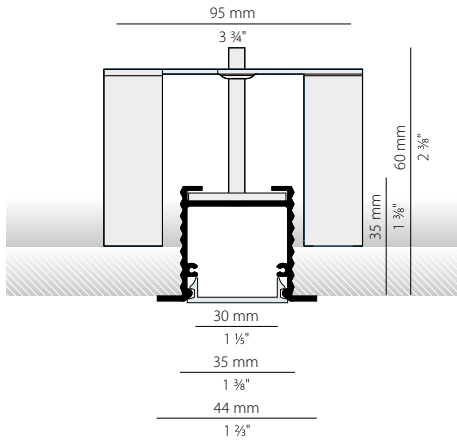
KG233\_\_\_.300.0410

Light Source

- ▶ LED 51,6W
- ▶ 3426lm
- ▶ 3000K Ra>90 24V DC
- ▶ Length 301cm -118 3/5"

Finishes

01



Code

KG234\_\_\_.100.0410

Light Source

- ▶ LED 17,2W
- ▶ 1142lm
- ▶ 3000K Ra>90 24V DC
- ▶ Length 101cm - 39 4/5"

Code

KG234\_\_\_.200.0410

Light Source

- ▶ LED 34,4W
- ▶ 2284lm
- ▶ 3000K Ra>90 24V DC
- ▶ Length 201cm - 79 4/5"

Code

KG234\_\_\_.300.0410

Light Source

- ▶ LED 51,6W
- ▶ 3426lm
- ▶ 3000K Ra>90 24V DC
- ▶ Length 301cm -118 3/5"


Finishes

01

## Brooklyn Collection



Brooklyn Line, Suspension  
Pag. 80



Brooklyn Round, Suspension  
Pag. 76



Brooklyn Round, Ceiling  
Pag. 208

LED, accessori e driver disponibili su catalogo tecnico  
LED, accessories and drivers available on technical catalogue

Category:  
Recessed



La luce indiretta emessa dal sistema Manhattan è morbida e avvolgente, ideale in installazioni perimetrali a soffitto con effetto wallwasher delle pareti. Una gamma di accessori consente di seguire la geometria degli ambienti e di tracciare percorsi continui soffitto-parete.

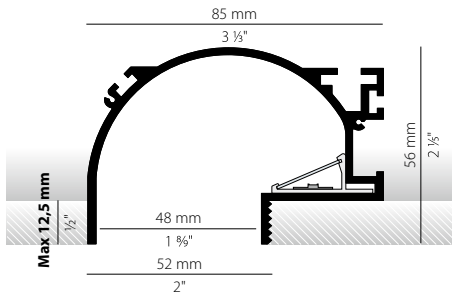
The indirect light emitted by the Manhattan system is soft and relaxing, ideal for perimeter ceiling installations with a wall washer effect on the walls. A range of accessories allows you to follow the geometry of the rooms and to trace continuous ceiling-wall paths.



# Manhattan







Discover more



Code

XG2044-50TRACK  
XG2044-100TRACK  
XG2044-200TRACK  
XG2044-300TRACK

Profile

Lenght 42cm - 16 5/9"  
▶ Lenght 92cm - 36 1/4"  
▶ Lenght 192cm - 75 2/3"  
▶ Lenght 292cm - 115"

Code

YLR005.010.0410  
YLR006.010.0410  
YLR007.010.0410

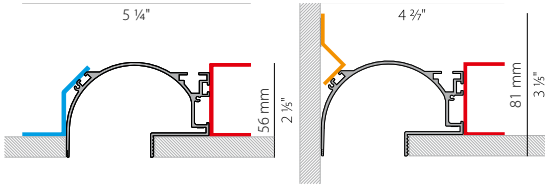
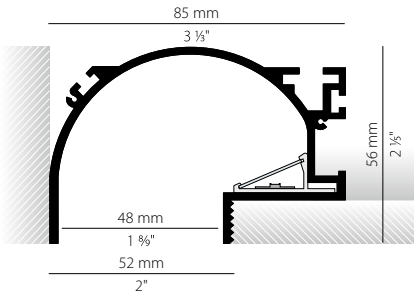
Light Source

▶ Strip LED 500cm - 9,6W/m - 3000K - 1220lm/m  
▶ Strip LED 500cm - 16,8W/m - 3000K - 2070lm/m  
▶ Strip LED 500cm - 22W/m - 3000K - 2700lm/m

Finishes

01

Finishes on request



Category:  
Recessed

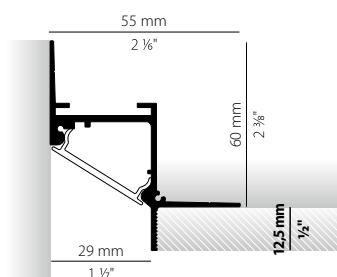


Un sistema che si nasconde negli spigoli tra soffitto e parete, producendo un effetto di luce a scomparsa. Il posizionamento in radenza della sorgente luminosa mette in risalto le finiture e in installazioni perimetrali continue determina la percezione di un "soffitto sospeso".

A system that hides in the corners between the ceiling and the wall, producing a disappearing light effect. The grazing positioning of the light source highlights the finishes and in continuous perimeter installations determines the perception of a "suspended ceiling".



# Corner



Discover more



Code

XG2045-50TRACK  
XG2045-100TRACK  
XG2045-200TRACK  
XG2045-300TRACK

Profile

► Length 51cm - 20"  
► Length 101cm - 39 4/5"  
► Length 201cm - 79 4/5"  
► Length 301cm - 118 3/5"

Code

XM006.050.0410  
YLR005.010.0410  
YLR006.010.0410  
YLR007.010.0410

Light Source

► LED Module 50cm - 8,6W - 3000K - 1140lm  
► Strip LED 500cm - 9,6W/m - 3000K - 1220lm/m  
► Strip LED 500cm - 16,8W/m - 3000K - 2070lm/m  
► Strip LED 500cm - 22W/m - 3000K - 2700lm/m

Finishes

01

LED, accessori e driver disponibili su catalogo tecnico  
LED, accessories and drivers available on technical catalogue






Category:  
Recessed

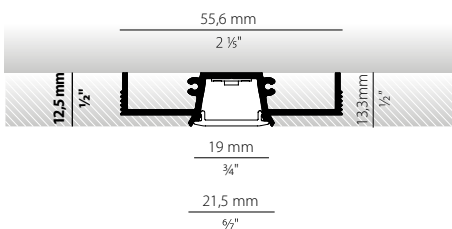


Sistema per l'illuminazione lineare in profilo di alluminio, studiato per l'incasso in pannelli di cartongesso con effetto di scomparsa totale. La sezione di Harlem è pensata per non interferire con i telai di sostegno dei pannelli, garantendo la possibilità di posa in fila continua in qualunque punto della struttura.

Linear light system of aluminium profiles, conceived for total recessed installation in drywall. The section of Harlem allow not to interfere with the support frames of drywall panels, and grant free installation wherever required.



# Harlem



Discover more



Code

XG251\_ \_100.0099  
XG251\_ \_200.0099  
XG251\_ \_300.0099

Profile

► Length 101cm - 39 4/5"  
► Length 201cm - 79 4/5"  
► Length 301cm - 118 3/5"

Code

YLR005.010.0410  
YLR006.010.0410

Light Source

► Strip LED 500cm - 9,6W/m - 3000K - 1220lm/m  
► Strip LED 500cm - 16,8W/m - 3000K - 2070lm/m

Finishes


01

LED, accessori e driver disponibili su catalogo tecnico  
LED, accessories and drivers available on technical catalogue

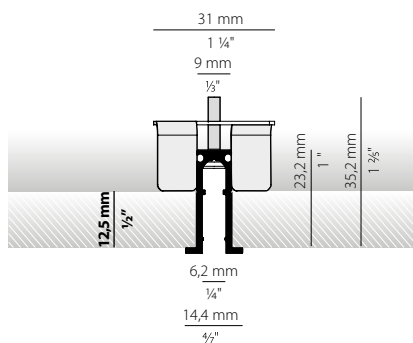


Kips è una linea di luce di soli 6mm che, con precisione sartoriale, cuce gli spazi e ne definisce i profili attraverso la combinazione di elementi curvi e lineari.

Kips is a line of light of only 6mm that, with tailoring precision, sews spaces and defines their contours through the combination of curved and linear elements.



# Kips - Kips Round



#### Discover more



#### Kips Code

XG270\_...050.0099  
XG270\_...100.0099  
XG270\_...200.0099  
XG270\_...300.0099

#### Code

YLR101.011.0110  
YLR102.011.0110

#### Profile

► Length 50cm - 19 2/3"  
► Length 100cm - 39 2/5"  
► Length 200cm - 78 4/5"  
► Length 300cm - 118 1/5"

#### Light Source

► Strip LED 100cm - 10,6W - 3000K - 401lm  
► Strip LED 500cm - 10,6W/m - 3000K - 401lm/m

#### Discover more



#### Kips Round Code

XG271\_...100.0099  
XG272\_...100.0099  
XG273\_...100.0099

#### Code

YLR101.011.0110  
YLR102.011.0110

#### Profile

► 45° Diameter 103,3cm - 40 5/7"  
► 90° Diameter 103,3cm - 40 5/7"  
► 180° Diameter 103,3cm - 40 5/7"

#### Light Source

► Strip LED 100cm - 10,6W - 3000K - 401lm  
► Strip LED 500cm - 10,6W/m - 3000K - 401lm/m

#### Finishes

01

LED, accessori e driver disponibili su catalogo tecnico  
LED, accessories and drivers available on technical catalogue



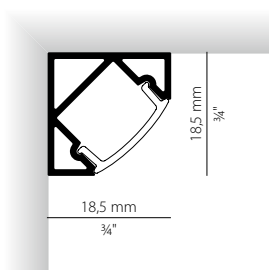
Category:  
Recessed

Profilo per installazione angolare, con emissione inclinata a 45°, adatto all'applicazione in corrispondenza di spigoli parete/soffitto oppure sotto a mensole e pensili.

Profile for corner installation, with 45° angled emission, suitable for application at wall/ceiling edges or under shelves and wall units.



# Nook



Discover more



Code  
XP250\_ \_:200.0099

Code  
YLR005.010.0410  
YLR006.010.0410

Profile  
► Length 200cm - 78 4/5"

Light Source  
► Strip LED 500cm - 9,6W/m - 3000K - 1220lm/m  
► Strip LED 500cm - 16,8W/m - 3000K - 2070lm/m

Finishes

01

Accessori e driver disponibili su catalogo tecnico  
Accessories and drivers available on technical catalogue



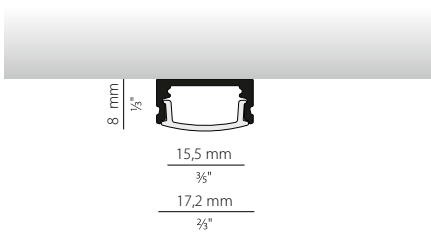
Category:  
Recessed

Sistema per l'illuminazione lineare fatto di un sottile profilo di alluminio per l'installazione a soffitto/parete, utilizzabile anche sotto a mensole e pensili oppure in appoggio in gole perimetrali di controsoffitti.

Linear light system made of a thin aluminium profile for ceiling/wall installation, which can also be used under shelves and wall units or in the perimeter grooves of false ceilings.



# Broadway



Discover more



Code

XP248\_ \_ .200.0099

Code

YLR005.010.0410  
YLR006.010.0410

Profile

► L Length 200cm - 78 4/5"

Light Source

► Strip LED 500cm - 9,6W/m - 3000K - 1220lm/m  
► Strip LED 500cm - 16,8W/m - 3000K - 2070lm/m

Finishes

01

Accessori e driver disponibili su catalogo tecnico  
Accessories and drivers available on technical catalogue





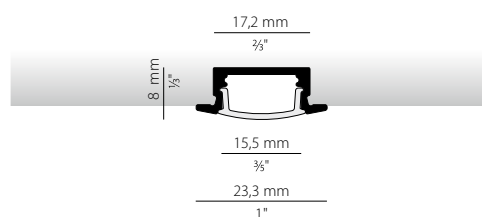
Category:  
Recessed

Sistema per l'illuminazione lineare fatto di un sottile profilo di alluminio con bordo a vista, pensato per l'installazione ad incasso a soffitto/ parete oppure in mensole e pensili.

Linear light system made of a thin aluminium profile with visible edge, designed for recessed installation in ceiling/wall or in shelves and wall units.



# Tribeca



Discover more



Code

XG24901.200.0099

Code

YLR005.010.0410

YLR006.010.0410

Profile

► Length 200cm - 78 4/5"

Light Source

► Strip LED 500cm - 9,6W/m - 3000K - 1220lm/m

► Strip LED 500cm - 16,8W/m - 3000K - 2070lm/m

Finishes

01

Accessori e driver disponibili su catalogo tecnico  
Accessories and drivers available on technical catalogue





Roma, Dip, Hilow Line, Tubino, Jackie, Viisi, Firefly in the Sky, Ralph, Venexia

# Floor lamps

Lampade da terra  
Floor lamps

## Floor lamps Index



DIP	384
FIREFLY IN THE SKY	404
HILOW LINE	390
JACKIE	398
RALPH	408
ROMA	378
TUBINO	394
VENEXIA	412
VIISI	402

Designer, Year:  
Scandurra, 2024  
Registered Design

Category:  
Floor lamps



Roma rappresenta un prestigioso connubio tra classicità e modernità. La sapiente unione di forme che evocano il passato, materiali raffinati e tecnologie contemporanee crea un prodotto senza tempo, in grado di esaltare la texture del vetro cattedrale attraverso una luce morbida e diffusa. Nella sua versione da terra, Roma diventa assoluta protagonista dello spazio che occupa grazie al suo carattere forte e distintivo. Disponibile sia per ambienti interni che esterni, con base in metallo oppure con un iconico basamento in travertino.

Roma represents a prestigious blend of classicism and modernity. The clever combination of shapes that evoke the past, refined materials and contemporary technology creates a timeless product that enhances the texture of cathedral glass through soft, diffused light. In its floor version, Roma becomes the absolute protagonist of the space it occupies thanks to its strong and distinctive character. Available for both indoor and outdoor use, with a metal base or an iconic travertine base.

NEW

# Roma

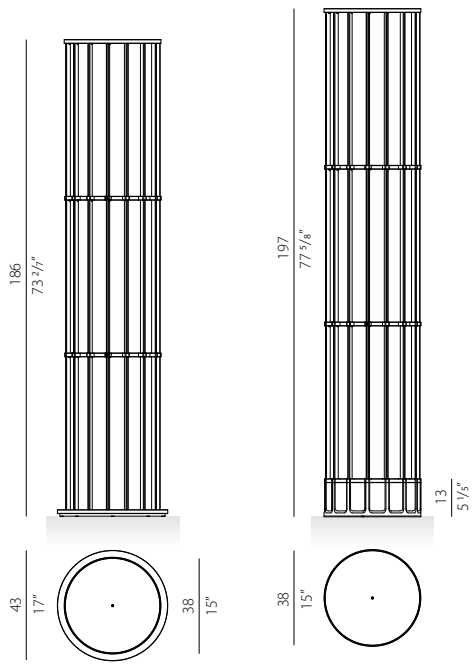












Discover more



Code

T148\_ \_185.0527

Light Source

- ▶ LED 70W
- ▶ 5400lm
- ▶ 2700K Ra>90 220-240V AC dimmable

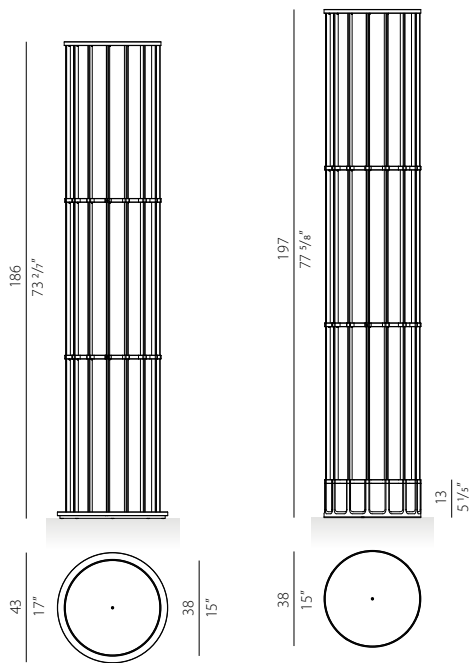
Code

T148\_ \_200.0527

Light Source

- ▶ LED 70W
- ▶ 5400lm
- ▶ 2700K Ra>90 220-240V AC dimmable
- ▶ Basamento in travertino, travertine base

Finishes



Discover more



Code

ET148\_ \_185.0510

Light Source



- ▶ LED 70W
- ▶ 5400lm
- ▶ 2700K Ra>90 24V DC
- ▶ IP65

Code

ET148\_ \_200.0510

Light Source



- ▶ LED 70W
- ▶ 5400lm
- ▶ 2700K Ra>90 24V DC
- ▶ IP65
- ▶ Basamento in travertino, travertine base

Finishes



Roma Collection



Suspension  
Pag. 26



Wall  
Pag. 226

Designer, Year:  
Hangar Design Group, 2024  
Registered Design

Category:  
Floor lamps



Attraverso la sinuosa traiettoria del braccio, la versione terra di Dip porta la luce dove necessaria. La testa tonda orientabile, che nasconde la sorgente LED, permette di indirizzare il fascio luminoso. Dip è in grado di valorizzare con classe e semplicità ambienti residenziali e commerciali, indoor e outdoor. Disponibile in una vasta gamma di finiture, che nella versione indoor lavorano in abbinamento alla base in marmo nero marquina o travertino.

Through the sinuous trajectory of the arm, the ground version of Dip brings light to where it is needed. The adjustable round head, which conceals the LED source, allows the light beam to be directed. Dip can enhance residential and commercial, indoor and outdoor environments with class and simplicity. Available in a wide range of finishes, which in the indoor version work in combination with the marquina black marble or travertine base.

# Dip

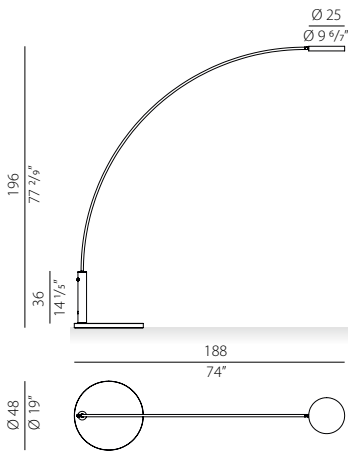












Discover more



Code  
T085\_\_170.0527

Light Source  
 ▶ LED 18W  
 ▶ 1931lm  
 ▶ 2700K Ra>90 220-240V AC dimmable  
 ▶ Basamento in travertino, travertine base

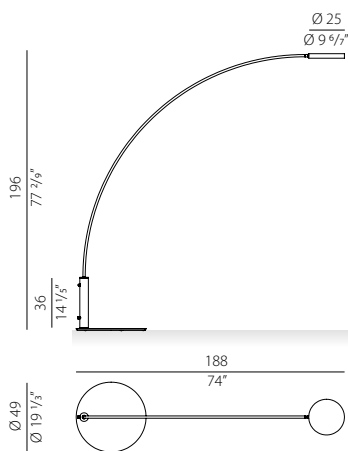
Finishes



Code  
T086\_\_170.0527

Light Source  
 ▶ LED 18W  
 ▶ 1931lm  
 ▶ 2700K Ra>90 220-240V AC dimmable  
 ▶ Basamento in marmo nero marquina, marquina black marble base

Finishes



Discover more



Code  
ET084\_\_170.0527



Light Source  
 ▶ LED 18W  
 ▶ 1931lm  
 ▶ 2700K Ra>90 220-240V AC dimmable  
 ▶ IP65

Finishes



Dip Collection



Suspension  
Pag. 30



Ceiling  
Pag. 174



Wall  
Pag. 230

Designer, Year:  
Matteo Thun e Benedetto Fasciana, 2021

Category:  
Floor lamps



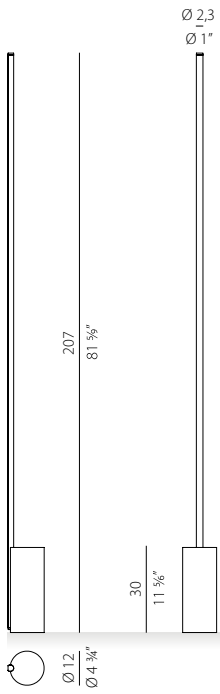
Nata dall'esperienza di Hilow, rappresenta il principio fondante del sistema nella sua forma più elementare. Una linea di luce che illumina lo spazio con eleganza e raffinatezza. La versione da appoggio a terra, disponibile in varie finiture, è nobilitata ulteriormente da una preziosa base in travertino, marmo verde alpi o nero marquina.

From the success of Hilow, it represents the founding principle of the system in its most basic form. A line of light that illuminates the space with elegance and refinement. The floor-standing version, available in various finishes, is further ennobled by a precious base in travertine, verde alpi marble or marquina black marble.

# Hilow Line







Discover more



Code

T108\_ \_\_.200.0522

Light Source

- ▶ LED 39W
- ▶ 2714lm
- ▶ 2700K Ra>90 220-240V AC dimmer on cable
- ▶ Base di appoggio in travertino, Bearing base in travertine

Finishes




Code

T109\_ \_\_.200.0522

Light Source

- ▶ LED 39W
- ▶ 2714lm
- ▶ 2700K Ra>90 220-240V AC dimmer on cable
- ▶ Base di appoggio in marmo nero marquina, Bearing base in marquina black marble

Finishes




Code

T107\_ \_\_.200.0522

Light Source

- ▶ LED 39W
- ▶ 2714lm
- ▶ 2700K Ra>90 220-240V AC dimmer on cable
- ▶ Base di appoggio in marmo verde alpi, Bearing base in verde alpi marble

Finishes



### Hilow Line Collection



Wall  
Pag. 272



Hilow, Suspension  
Pag. 54



Hilow, Ceiling  
Pag. 178



Hilow, Wall  
Pag. 268

Designer, Year:  
Matteo Thun, 2019-2020

Category:  
Floor lamps



Design semplice che soddisfa il bisogno di un oggetto dall'aspetto "puro" e "minimale" e per questo estremamente adattabile. Tubino nasce dalla ricerca dell'essenza della forma, della riscoperta dell'archetipo, di ciò che resiste alle mode ed è sempre attuale. La versione da terra porta due proiettori orientabili che consentono l'utilizzo anche come lampada da lettura.

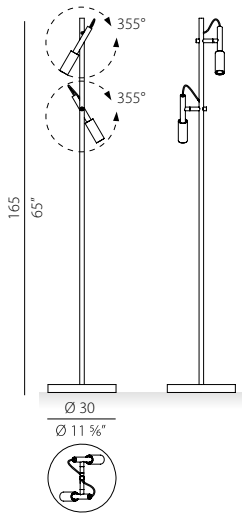
Simple design that satisfies the need for an object with a "pure" and "minimal" design and therefore extremely adaptable. Tubino was born from the search for the essence of form, the rediscovery of the archetype, of what surpasses fashion and is always up-to-date. The floor-standing version has two swivelling spotlights that also allow it to be used as a reading lamp.

# Tubino









Discover more



Code

T073\_..002.0501

Light Source

- ▶ LED 13W
- ▶ 2 x 339lm
- ▶ 2700K Ra>90 220-240V AC ON-OFF

Finishes


01

06

Tubino Collection



Suspension  
Pag. 120



Wall/Ceiling  
Pag. 302



Table  
Pag. 442



Tubino Plus, Table  
Pag. 442

Designer, Year:  
Enzo Panzeri, 2015

Category:  
Floor lamps



Lampada da appoggio a terra versatile ed estremamente flessibile nell'orientamento della luce. Dietro al design essenziale di Jackie si nascondono sofisticati meccanismi a snodo e a tirante che consentono la regolazione della testa e del braccio con una tenuta straordinariamente salda.

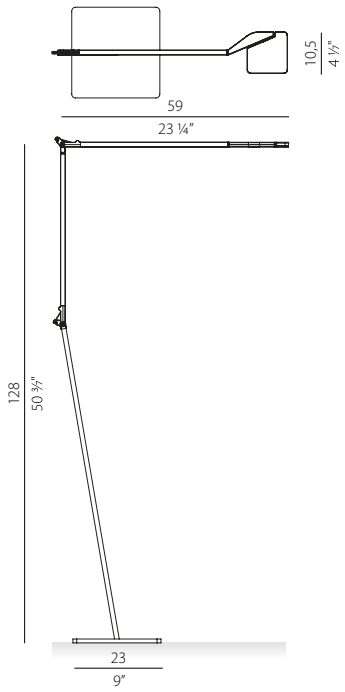
Versatile floor fixture, extremely flexible in the orientation of the light. Behind the essential design of Jackie there are sophisticated joint and tie rod mechanisms that allow the adjustment of the head and the arm with an extraordinarily firm grip.

# Jackie









Discover more




Code

T077\_\_000.0409

Light Source

- ▶ LED 10W
- ▶ 706lm
- ▶ 3000K Ra>90 90° 220-240V AC dimmable (Step DIM)

Finishes



Jackie Collection



Wall  
Pag. 288



Table  
Pag. 430

Designer, Year:  
Minelli | Fossati, 2017

Category:  
Floor lamps



Suspensions

Con il suo profilo slanciato, la sezione pentagonale a spigoli netti e le estremità assottigliate, Viisi esprime leggerezza. Un prodotto aerodinamico e geometrico che nella versione da appoggio a terra illumina indirettamente le pareti con un fascio lineare diffuso.

With its slender profile, pentagonal section with sharp edges and the thinned ends, Viisi conveys lightness. A streamlined and geometric product that in the floor-standing version indirectly illuminates walls with a diffuse linear beam.

# Viisi



reddot award 2018  
winner

Discover more



Code

T020\_ \_ .210.0402

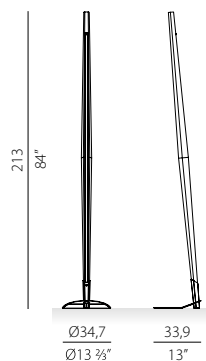
Light Source

- ▶ LED 44W
- ▶ 2376lm
- ▶ 3000K Ra>90 220-240V AC dimmable (Push DIM)

Finishes

01

02



Disponibili a richiesta LED 2700K  
On request 2700K LED available





Designer, Year:  
Matteo Thun, 2019

Category:  
Floor lamps



Firefly in the sky permette di spostare la luce liberamente, con la stessa leggerezza delle lucciole in volo nelle notti d'estate. Lo stelo sostiene una piccola testa ricaricabile, con aggancio magnetico e regolazione touch dell'intensità della luce. Disponibile una vasta selezione di finiture e vassoio per la ricarica simultanea fino a 10 prodotti.

Firefly in the sky allows light to move freely, with the same lightness of fireflies on summer nights. The stem supports a small rechargeable head, with magnetic coupling and touch adjustment of light intensity. A wide selection of finishes and tray for simultaneous recharging fit up to 10 products available.

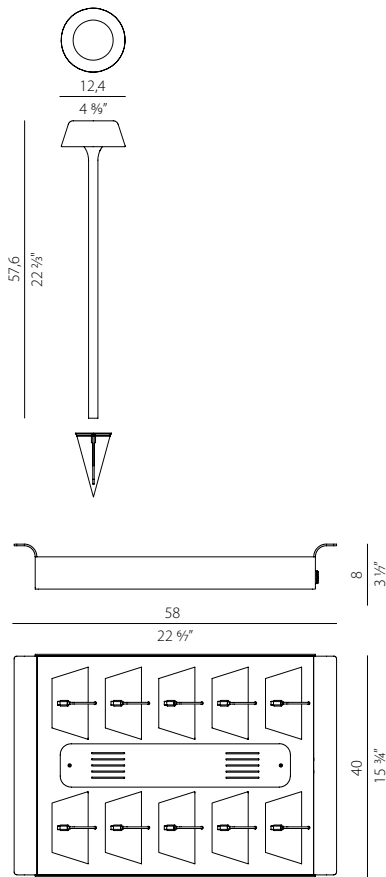
# Firefly in the Sky



reddot winner 2020







Discover more



Code

PE078\_ \_011.0514

Light Source



- ▶ LED 2W
- ▶ 134lm
- ▶ 2700K Ra>90 5V DC battery Dimmable (Step DIM)
- ▶ IP65

Finishes



Code

YRM07802.010

- ▶ Vassoio per ricarica multipla di massimo 10 modelli Firefly in the Sky.  
Multiple charging tray for up to 10 Firefly in the Sky models.



Firefly in the Sky Collection



Table  
Pag. 422

Designer, Year:  
Officina Panzeri, 2011

Category:  
Floor lamps



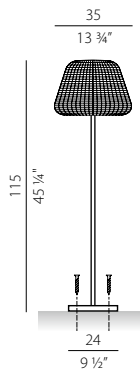
Studiata per consentire massima praticità e durevolezza nell'utilizzo in esterno, il paralume in rattan sintetico intrecciato a mano è di facile rimozione per il ritiro durante l'inverno. La versione terra è disponibile in due dimensioni, predisposte rispettivamente per fissaggio al suolo con base o picchetto oppure per appoggio a terra.

Designed for maximum practicality and durability in outdoor use, the hand-woven synthetic rattan lampshade is easy to remove during the winter. The floor version is available in two sizes, respectively designed for ground fixing with a base or spike or for standing on the ground.

# Ralph







Discover more



Code

ET047\_ \_035.0000

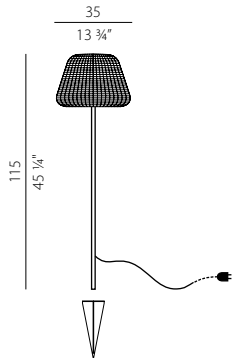
Light Source



- ▶ LED retrofit bulb E27 max 53W E27
- ▶ IP65
- ▶ Fornito completo di base. Da fissare al suolo, Supplied complete with base. To be fixed to the ground

Finishes

44



Code

PE047\_ \_035.0000

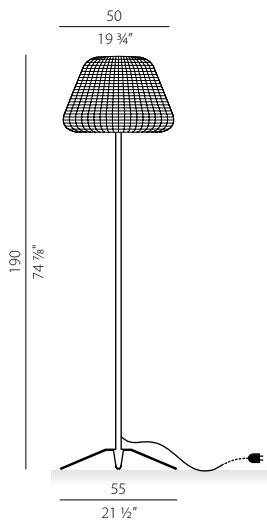
Light Source



- ▶ LED retrofit bulb E27 max 53W E27
- ▶ IP65
- ▶ Fornito completo di picchetto di fissaggio al suolo, spina e interruttore, Supplied with peg to fix to the ground, plug and switch

Finishes

44



Code

ET047\_ \_050.0000

Light Source



- ▶ LED retrofit bulb E27 max 53W E27
- ▶ IP65
- ▶ Fornito completo di picchetto di base, spina e interruttore, Supplied with base, plug and switch

Finishes

44

Ralph Collection



Suspension  
Pag. 128



Table  
Pag. 438

Accessori e driver disponibili su catalogo tecnico  
Accessories and drivers available on technical catalogue



Designer, Year:  
Matteo Thun, 2020

Category:  
Floor lamps



I pali di fondamenta in legno, le “briccole”, guidano le barche attraverso la città, dirigendosi verso Murano, sinonimo di vetro soffiato Made in Italy. La Laguna ispira la collezione Venexia, il design moderno è pensato per illuminare spazi gli esterni. Le tre dimensioni disponibili rendono la versione da terra adatta a creare composizioni naturali ed eleganti.


The wooden foundation piles, the “briccole”, guide the boats through the city, heading towards Murano, synonym for hand-blown glass Made in Italy. The Laguna inspires the Venexia collection, the modern design is conceived to illuminate outdoor spaces. The three available sizes make the floor version suitable for creating natural and elegant compositions.

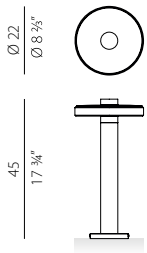
# Venexia



**archiproducts**  
DESIGN AWARDS  
—  
WINNER 2020







Discover more

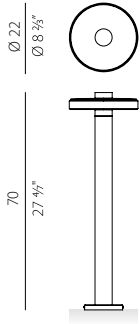


Code  
ET048\_..045.0201



Light Source  
▶ LED 8W  
▶ 594lm  
▶ 2700K Ra>80 220-240V AC ON-OFF  
▶ IP65

Finishes

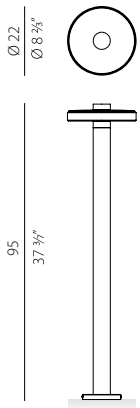


Code  
ET048\_..070.0201



Light Source  
▶ LED 8W  
▶ 594lm  
▶ 2700K Ra>80 220-240V AC ON-OFF  
▶ IP65

Finishes



Code  
ET048\_..095.0201



Light Source  
▶ LED 8W  
▶ 594lm  
▶ 2700K Ra>80 220-240V AC ON-OFF  
▶ IP65

Finishes



Venexia Collection



Suspension  
Pag. 132



Wall  
Pag. 306

Accessori e driver disponibili su catalogo tecnico  
Accessories and drivers available on technical catalogue



Bella, Firefly in the Sky, Gilbert, Jackie, Opuntia, Ralph, Roris, Tubino, Tubino plus

# Table lamps

Lampade da tavolo  
Table lamps

Table lamps Index



BELLA	418
FIREFLY IN THE SKY	422
GILBERT	428
JACKIE	430
OPUNTIA	434
RALPH	438
RORIS	440
TUBINO	442
TUBINO PLUS	442



Designer, Year:  
Enzo Panzeri, 2019-2020

Category:  
Table lamps



Bella è la dematerializzazione del design, un disco di luce dal carattere contemporaneo che offre alte prestazioni in uno spazio minimo. La testa snodata orientabile illumina il piano di lavoro con una luce diffusa e confortevole.

Bella is the dematerialization of design, a disc of light with a contemporary look that offers high performance in a minimum space. The articulated head illuminates the work surface with diffuse and comfortable light.

# Bella

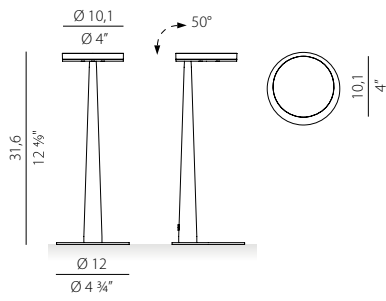


reddot winner 2020



B&B





Discover more



Code

C052\_...011.0509

Light Source

- ▶ LED 5W
- ▶ 388lm
- ▶ 2700K Ra>90 220-240V AC dimmable (Step DIM)

Finishes



Bella Collection



Suspension  
Pag. 44



Wall  
Pag. 264



Bella Vestita, Suspension  
Pag. 44

Designer, Year:  
Matteo Thun, 2019

Category:  
Table lamps



Firefly in the sky permette di spostare la luce liberamente, con la stessa leggerezza delle lucciole in volo nelle notti d'estate. Lo stelo sostiene una piccola testa ricaricabile, con aggancio magnetico e regolazione touch dell'intensità della luce. Disponibile una vasta selezione di finiture e vassoio per la ricarica simultanea fino a 10 prodotti.

Firefly in the sky allows light to move freely, with the same lightness of fireflies on summer nights. The stem supports a small rechargeable head, with magnetic coupling and touch adjustment of light intensity. A wide selection of finishes and tray for simultaneous recharging fit up to 10 products available.

# Firefly in the Sky



reddot winner 2020



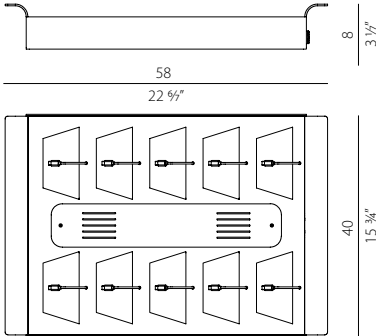
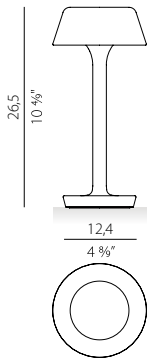




CREMA







Discover more



Code  
C078\_\_\_.011.0514



Light Source  
 ▶ LED 2W  
 ▶ 134lm  
 ▶ 2700K Ra>90 5V DC battery Dimmable (Step DIM)  
 ▶ IP65

Finishes



Code  
YRM07802.010

▶ Vassoio per ricarica multipla di massimo 10 modelli Firefly in the Sky.  
Multiple charging tray for up to 10 Firefly in the Sky models.



Firefly in the Sky Collection



Floor  
Pag. 404

Designer, Year:  
Officina Panzeri, 2013

Category:  
Table lamps

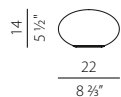
La precisione industriale incontra l'unicità del fatto a mano del vetro soffiato opale, un prodotto da tavolo semplice che diffonde una luce morbida e uniforme.

Industrial precision meets the uniqueness of the hand-made opal blown glass, a simple table fixture that diffuses a soft and uniform light.



Suspensions

# Gilbert



Discover more



Code

C065\_\_022.0401

Light Source

- ▶ LED 11W
- ▶ 692lm
- ▶ 3000K Ra>90 220-240V AC ON-OFF

Finishes

01



Designer, Year:  
Enzo Panzeri, 2015

Category:  
Table lamps



Versatile ed estremamente flessibile nell'orientamento della luce. Dietro al design essenziale di Jackie si nascondono sofisticati meccanismi a snodo e a tirante che consentono la regolazione della testa e del braccio con una tenuta straordinariamente salda. Versione da tavolo disponibile con diverse tipologie di fissaggio al piano o alla parete e in versione con sensore di presenza.

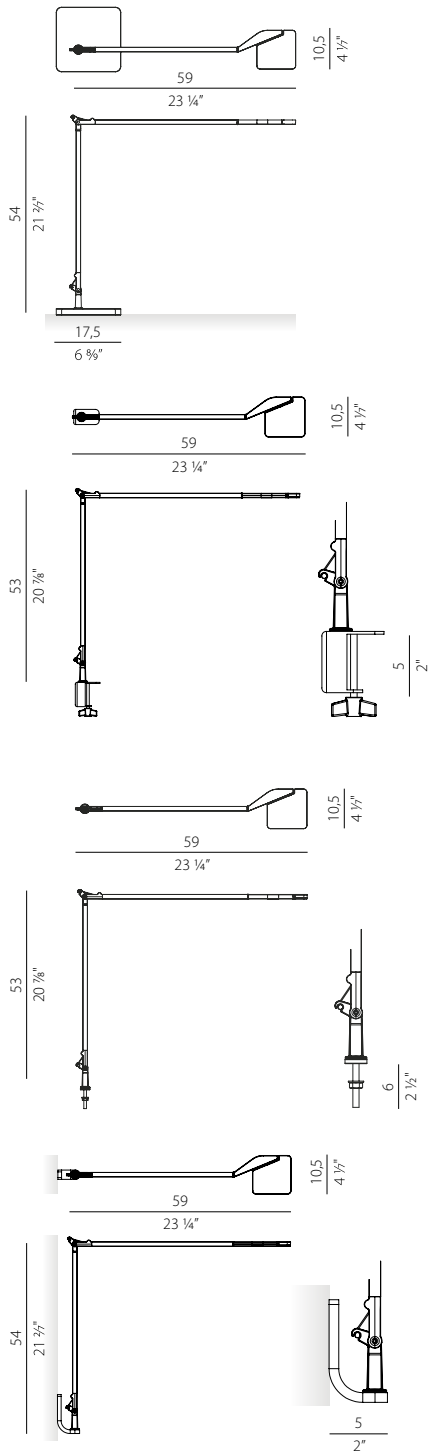
Versatile and extremely flexible in the orientation of the light. Behind the essential design of Jackie there are sophisticated joint and tie rod mechanisms that allow the adjustment of the head and the arm with an extraordinarily firm grip. Table version available with different types of top or wall mounting. Presence detector version available.

# Jackie









Discover more



**Code**  
C077\_ \_000.0409

**Light Source**

- ▶ LED 10W
- ▶ 706lm
- ▶ 3000K Ra>90 90° 220-240V AC dimmable (Step DIM)

**Code**  
C077\_ \_000.0409P

**Light Source**

- ▶ LED 10W
- ▶ 706lm
- ▶ 3000K Ra>90 90° 220-240V AC dimmable (Step DIM)
- ▶ Con sensore di presenza, with presence detector

**Finishes**

01 02 19 30

**Code**  
CM077\_ \_000.0409

**Light Source**

- ▶ LED 10W
- ▶ 706lm
- ▶ 3000K Ra>90 90° 220-240V AC dimmable (Step DIM)

**Finishes**

01 02 19 30

**Code**  
CP077\_ \_000.0409

**Light Source**

- ▶ LED 10W
- ▶ 706lm
- ▶ 3000K Ra>90 90° 220-240V AC dimmable (Step DIM)

**Finishes**

01 02 19 30

**Code**  
CA077\_ \_000.0409

**Light Source**

- ▶ LED 10W
- ▶ 706lm
- ▶ 3000K Ra>90 90° 220-240V AC dimmable (Step DIM)

**Finishes**

01 02 19 30

Jackie Collection



Wall  
Pag. 288



Floor  
Pag. 398



Designer, Year:  
Favaretto&Partners, 2021

Category:  
Table lamps



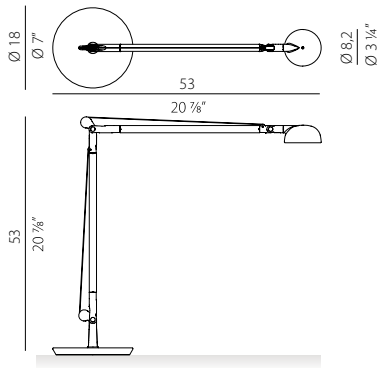
Luce che evolve adattandosi agli umori e alle esigenze specifiche. La tecnologia bianco dinamico di Opuntia consente di impostare colorazioni calde o fredde mentre la tecnologia dim to warm consente di ridurre l'intensità della luce e contemporaneamente riscaldare gli ambienti, creando atmosfere intime e rilassanti. Disponibile anche in versione con sensore di presenza.

Light that evolves adapting to the mood and to specific needs. Opuntia's tunable white technology allows you to set warm or cold colors while the dim to warm technology allows you to reduce the intensity of light and at the same time warm up the environment, creating intimate and relaxing atmospheres. Presence detector version available.

# Opuntia







Discover more



Code

C068\_..000.9121

Light Source

- ▶ LED 8,5W
- ▶ 700lm
- ▶ 2200-4000K Ra>90 220-240V AC DIM-to-warm + tunable white

Code

C068\_..000.9121P

Light Source

- ▶ LED 8,5W
- ▶ 700lm
- ▶ 2200-4000K Ra>90 220-240V AC DIM-to-warm + tunable white
- ▶ Con sensore di presenza, with presence detector

Finishes



Opuntia Collection



Wall  
Pag. 290

Designer, Year:  
Officina Panzeri, 2011

Category:  
Table lamps



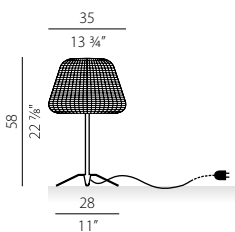
Suspensions

Floor

La versione da tavolo di Ralph è studiata per consentire massima praticità e durevolezza nell'utilizzo in esterno, il paralume in rattan sintetico intrecciato a mano è di facile rimozione per il ritiro durante l'inverno. Il cavo di alimentazione in color arancione contrasta con il corpo monocromatico donando al prodotto un tocco di classe.

Ralph's table version is designed for maximum practicality and durability in outdoor use, the hand-woven synthetic rattan lampshade is easy to remove during the winter. The power cable in orange contrasts with the monochromatic body giving the product a touch of class.

# Ralph



Discover more



Code

EC047\_ \_035.0000

Light Source



- ▶ LED retrofit bulb E27 max 53W E27
- ▶ IP65
- ▶ Fornito con interruttore, supplied with switch

Finishes

44



Designer, Year:  
Enzo Panzeri, 2023

Category:  
Table lamps

Caratterizzata da una forte impronta decorativa ispirata alla natura, la versione da tavolo di Roris trova la sua collocazione in ambienti eleganti e moderni, con uno stelo sottile che porge luce calda e soffusa.

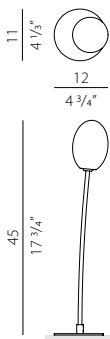
Characterized by a strong decorative imprint inspired by nature, the table version of Roris finds its place in sleek, modern spaces, with a thin stem that provides warm, soft light.



Ceiling

Wall

# Roris



Discover more



Code

C112\_ \_001.0500

Light Source

- ▶ 1x LED retrofit bulb 3W G9 - max 4W G9
- ▶ 182m
- ▶ 2700K Ra80
- ▶ Sorgente LED compresa, LED lamp included

Finishes







Designer, Year:  
Matteo Thun, 2019-2020

Category:  
Table lamps



Design semplice che soddisfa il bisogno di un oggetto dall'aspetto "puro" e "minimale" e per questo estremamente adattabile. Versione da tavolo disponibile nella variante Tubino Plus, con comando Step DIM a 5 regolazioni di intensità e cavo in tessuto.

Simple design that satisfies the need for an object with a "pure" and "minimal" design and therefore extremely adaptable. Table version available in the Tubino Plus variant, with Step DIM control with 5 intensity settings and fabric cable.

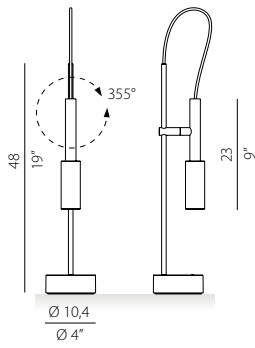
# Tubino, Tubino plus







## Tubino, Matteo Thun 2019-2020



Discover more



Code

C073\_...001.0501

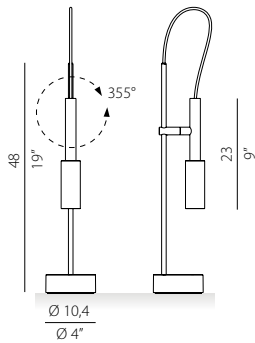
Light Source

- ▶ LED 6,5W
- ▶ 339lm
- ▶ 2700K Ra>90 220-240V AC ON-OFF

Finishes



## Tubino Plus, Matteo Thun 2019-2020



Discover more



Code

C073\_...001.0509

Light Source

- ▶ LED 6,5W
- ▶ 339lm
- ▶ 2700K Ra>90 220-240V AC dimmable (Step DIM)

Finishes



Finitura champagne con cavo in tessuto color champagne, bronzo con cavo in tessuto bourdeaux, titanio con cavo in tessuto verde.

Interruttore incluso


Champagne with champagne fabric cable, bronze with bourdeaux fabric cable, titanium with green fabric cable.  
Switch included



## Tubino Collection



Tubino, Suspension  
Pag. 120



Tubino, Wall  
Pag. 302



Tubino, Floor  
Pag. 394



Spotlights Index

ASTORIA  
QUEENS  
SOHO

448  
458  
454



Sistema di binari elettrificati a bassissima tensione (48V) predisposto per l'incasso a filo soffitto/parete, anche in continuità, oppure per l'installazione superficiale. La gamma di apparecchi illuminanti della collezione Astoria, controllabile tramite protocollo DALI, comprende diversi proiettori orientabili ed elementi lineari che rendono il sistema completo e adatto a diversi tipi di ambiente.

Low voltage (48V) electrified track system prepared for flush ceiling/wall installation, also in continuity, or for surface installation. The range of luminaires in the Astoria collection, controllable via DALI protocol, includes various adjustable projectors and linear elements that make the system complete and suitable for different types of environments.



# Astoria



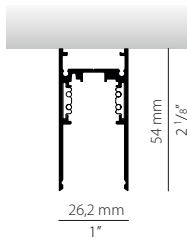








Astoria Out



Code  
9500-2/B-ST2-E

Profile  
▶ Length 200cm - 78 4/5"

Finishes

02

Code  
B411\_ \_200

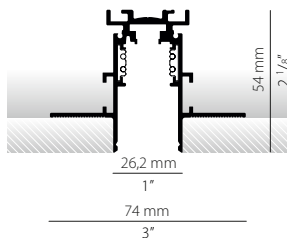
Profile  
▶ Length 200cm - 78 4/5"

Finishes

17

19

Astoria In



Code  
9500-2/B-ST5-E

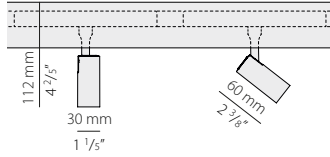
Profile  
▶ Length 200cm - 78 4/5"

Finishes

02

# Astoria

## Astoria 3



Discover more



Code

B433\_..003.1719

Light Source

- ▶ LED 7,2W
- ▶ 447lm
- ▶ 2700K Ra>90 24° 48V DC dimmable (DALI)

Code

B433\_..003.2519

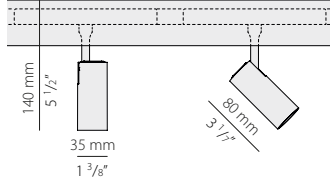

Light Source

- ▶ 7,2W
- ▶ 447lm
- ▶ 3000K Ra>90 24° 48V DC dimmable (DALI)

Finishes



## Astoria 5



Discover more



Code

B432\_..005.1719

Light Source

- ▶ LED 8,4W
- ▶ 590lm
- ▶ 2700K Ra>90 24° 48V DC dimmable (DALI)

Code

B432\_..005.2519

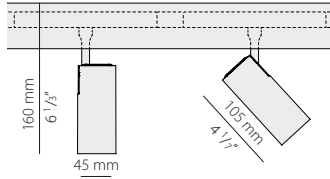
Light Source

- ▶ LED 8,4W
- ▶ 590lm
- ▶ 3000K Ra>90 24° 48V DC dimmable (DALI)

Finishes



## Astoria 8



Discover more



Code

B434\_..008.1719

Light Source

- ▶ LED 15W
- ▶ 1100lm
- ▶ 2700K Ra>90 24° 48V DC dimmable (DALI)

Code

B434\_..008.2519

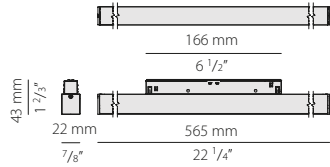
Light Source

- ▶ LED 15W
- ▶ 1100lm
- ▶ 3000K Ra>90 24° 48V DC dimmable (DALI)

Finishes



## Astoria Line



Discover more



Code

B431\_..060.0519

Light Source

- ▶ LED 11,4W
- ▶ 990lm
- ▶ 2700K Ra>90 48V DC dimmable (DALI)

Code

B431\_..060.0419

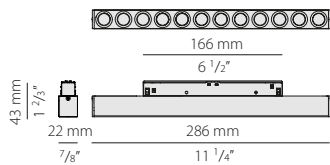
Light Source

- ▶ LED 11,4W
- ▶ 990lm
- ▶ 3000K Ra>90 24° 48V DC dimmable (DALI)

Finishes



## Astoria Spot



Discover more



Code

B430\_..030.1719

Light Source

- ▶ LED 5,7W
- ▶ 414lm
- ▶ 2700K Ra>90 30° 48V DC dimmable (DALI)

Code

B430\_..030.2519

Light Source

- ▶ LED 5,7W
- ▶ 414lm
- ▶ 3000K Ra>90 30° 48V DC dimmable (DALI)

Code

B430\_..060.2519

Light Source

- ▶ LED 10,6W
- ▶ 828lm
- ▶ 2700K Ra>90 30° 48V DC dimmable (DALI)

Code

B430\_..060.2519

Light Source

- ▶ LED 10,6W
- ▶ 828lm
- ▶ 3000K Ra>90 30° 48V DC dimmable (DALI)

Finishes



Accessori e driver disponibili su catalogo tecnico  
Accessories and drivers available on technical catalogue

Sistema di binari elettrificati a bassissima tensione (48V) predisposto per l'incasso a filo soffitto/parete oppure per l'installazione superficiale in ambienti commerciali e residenziali. La gamma di apparecchi illuminanti della collezione Soho comprende apparecchi a sospensione, proiettori orientabili ed elementi lineari.

Low voltage (48V) electrified track system designed for flush ceiling/wall installation or for surface installation in commercial and residential environments. The range of fixtures in the Soho collection includes suspensions, adjustable spotlights and linear elements.

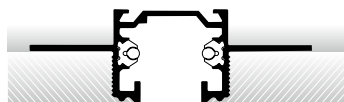


# Soho





**Soho In**



27 mm  
1"  
67 mm  
2 3/4"

**Code**

XM446\_ \_-100  
XM446\_ \_-200  
XM446\_ \_-300

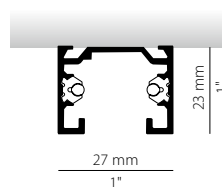
**Profile**

▶ Length 100cm - 39 2/5"  
▶ Length 200cm - 78 4/5"  
▶ Length 300cm - 118 1/5"

**Finishes**

02

**Soho Out**



27 mm  
1"

**Code**

XM445\_ \_-100  
XM445\_ \_-200  
XM445\_ \_-300

**Profile**

▶ Length 100cm - 39 2/5"  
▶ Length 200cm - 78 4/5"  
▶ Length 300cm - 118 1/5"

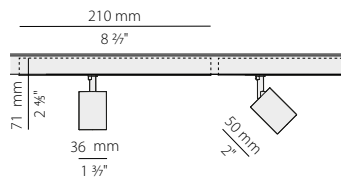
**Finishes**

01

02

## Soho

### Soho 5



Discover more




Code  
B752\_\_008.2416

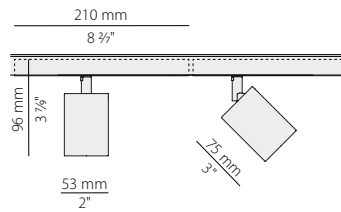
Light Source

- ▶ LED 7,3W
- ▶ 613lm
- ▶ 3000K Ra>90 14° 48V DC ON-OFF
- ▶ 3000K Ra>90 14° 48V DC dimmable (DALI)

Finishes



### Soho 10



Discover more




Code  
B753\_\_018.2516

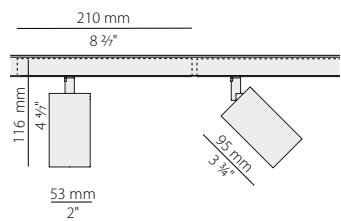
Light Source

- ▶ LED 18W
- ▶ 1436lm
- ▶ 3000K Ra>90 14° 48V DC ON-OFF
- ▶ 3000K Ra>90 14° 48V DC dimmable (DALI)

Finishes



### Soho 20



Discover more



Code  
B754\_\_026.2516

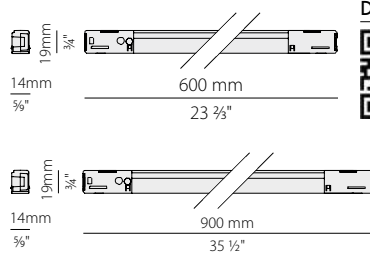
Light Source

- ▶ LED 26W
- ▶ 1890lm
- ▶ 3000K Ra>90 14° 48V DC ON-OFF
- ▶ 3000K Ra>90 14° 48V DC dimmable (DALI)

Finishes



### Soho Line



Discover more



Code  
B470\_\_060.0416

Light Source


- ▶ LED 12W
- ▶ 740lm
- ▶ 3000K Ra>90 48V DC ON-OFF

Code  
B470\_\_090.0416

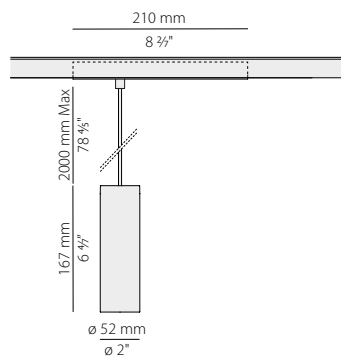
Light Source

- ▶ LED 19W
- ▶ 1244lm
- ▶ 3000K Ra>90 48V DC ON-OFF

Finishes



### Soho S 15



Discover more



Code  
B700\_\_018.2516

Light Source

- ▶ LED 18W
- ▶ 1705lm
- ▶ 3000K Ra>90 30° 48V DC ON-OFF

Finishes



Accessori e driver disponibili su catalogo tecnico  
Accessories and drivers available on technical catalogue



Category:  
Spotlights

Sistema di binari trifase a tre accensioni (tensione di rete 230/250V, tensione di rete industriale 380/440V, carico complessivo 16A). Disponibili proiettori orientabili in quattro versioni e ottiche intercambiabili per modificare l'apertura del fascio luminoso.

Three-phase electrified track system with three circuits (power supply 230/250V, industrial power supply 380/440V, total load 16A). Adjustable spotlights in four versions and interchangeable optics for changing the beam angle are available.

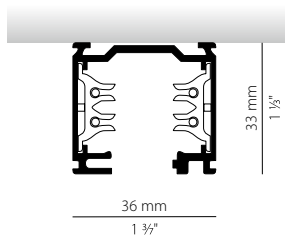


# Queens





Queens



Code

- XM75\_ \_-100
- XM75\_ \_-200
- XM75\_ \_-300

Profile

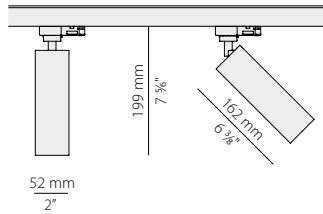
- ▶ L 1000 - L 39 3/8"
- ▶ L 2000 - L 78 1/8"
- ▶ L 3000 - L 118 1/8"

Finishes



## Queens

### Queens 10



Discover more




Code

XM748-12-\_\_-3K

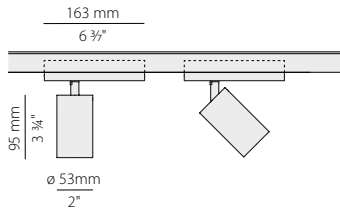
Light Source

- ▶ LED 12W
- ▶ 1221lm
- ▶ 3000K Ra>90 30° 220-240V AC ON-OFF

Finishes



### Queens 20



Discover more




Code

B760\_\_\_.026.2501

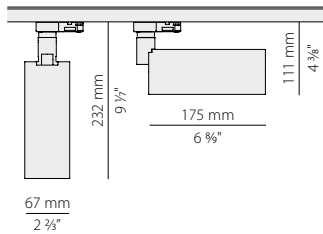
Light Source

- ▶ LED 26W
- ▶ 1890lm
- ▶ 3000K Ra>90 30° 220-240V AC ON-OFF

Finishes



### Queens 25



Discover more



Code

XM751-30-\_\_-3K

Light Source

- ▶ LED 30W
- ▶ 2552lm
- ▶ 3000K Ra>85 29° 220-240V AC ON-OFF


Code

XM751-30-\_\_-4K

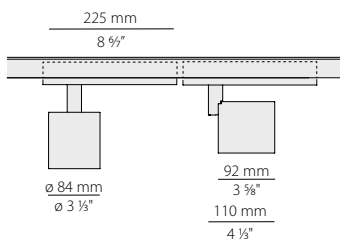
Light Source

- ▶ LED 30W
- ▶ 2617lm
- ▶ 4000K Ra>85 29° 220-240V AC ON-OFF

Finishes



### Queens 45



Discover more




Code

B770\_\_\_.037.4001

Light Source

- ▶ LED 37W
- ▶ 4450lm
- ▶ 3000K Ra>85 30° 220-240V AC ON-OFF

Finishes



## Finishes






01	bianco white
02	nero black
05	champagne champagne
06	nero satinato mat black
07	avorio ivory
16	corten corten
17	bronzo bronze
19	ottone satinato mat brass
21	foglia oro gold leaf
22	cromo chrome
23	foglia argento silver leaf
24	foglia rame copper leaf
27	verde oliva materico textured olive green
28	bianco soft materico textured soft white
29	terracotta naturale materico textured natural terracotta
30	titanio titanium
34	grigio micaceo micaceous grey
40	titanio-diffusore fumé titanium-smoky grey diffuser
41	titanio-diffusore bianco titanium-white diffuser
42	gesso plaster
43	titanio-diffusore verde foresta titanium-forest green diffuser
44	marrone metallizzato metallized brown
45	legno-ottone satinato wood-mat brass
46	bianco-policarbonato opale white-opal polycarbonate
47	bianco-policarbonato prismato white-microprismatic polycarbonate

48	nero-policarbonato opale black-opal polycarbonate
49	nero-policarbonato prismato black-microprismatic polycarbonate
51	nero-diffusore bianco black-white diffuser
52	nero-diffusore cristallo black-crystal diffuser
53	nero-diffusore acciaio black-steel diffuser
54	nero-diffusore ambra black-amber diffuser
55	nero-diffusore bronzo black-bronze diffuser
56	nero-diffusore tabacco black-tobacco diffuser
57	nero-diffusore verde black-green diffuser
71	ottone satinato-diffusore bianco mat brass-white diffuser
72	ottone satinato-diffusore cristallo mat brass-crystal diffuser
73	ottone satinato-diffusore acciaio mat brass-steel diffuser
74	ottone satinato-diffusore ambra mat brass-amber diffuser
75	ottone satinato-diffusore bronzo mat brass-bronze diffuser
76	ottone satinato-diffusore tabacco mat brass-tobacco diffuser
77	ottone satinato-diffusore verde mat brass-green diffuser
80	nero satinato-oro mat black-gold
81	bianco-oro white-gold
83	legno wood

## Glasses colours

115	bronzo bronze
117	cristallo trasparente transparent crystal
118	cristallo fumé smoke grey crystal
119	verde foresta forest green

## Legend

	Apparecchio fonoassorbente Sound-absorbing fixture
	Apparecchio idoneo all'uso in esterno Fixture suitable for outdoor
	Emissione luminosa diretta e indiretta Direct and indirect light emission
	Emissione luminosa solo indiretta Indirect light emission only
	Emissione luminosa solo diretta Direct light emission only

Maggiori informazioni, accessori e driver disponibili su catalogo tecnico  
More information, accessories and drivers available in technical catalogue

L'Ufficio Tecnico Panzeri è disponibile a supporto della progettazione  
Panzeri Technical Department is available to support the design

## PEGGY GUGGENHEIM COLLECTION

Panzeri, nell'ambito del proprio programma di Responsabilità Sociale d'Impresa, supporta la Collezione Peggy Guggenheim di Venezia aderendo al programma Officinæ Guggenheim.

Panzeri, in its Corporate Social Responsibility program, supports the Peggy Guggenheim Collection of Venice, joining to Officinæ Guggenheim program.



ADERENTE AD ASSOLOMBARDA  
CONFINDUSTRIA MILANO MONZA E BRIANZA



Riconoscimento attribuito per oltre 50 anni di attività  
Recognition given for over 50 years of continuous activity



**ADI MEMBER**

ADI ASSOCIAZIONE PER IL DISEGNO INDUSTRIALE



Pur mantenendo inalterate le proprie caratteristiche di base, i nostri articoli possono risultare parzialmente modificati rispetto a come sono raffigurati nel presente catalogo. Ciò è dovuto all'evoluzione a cui sottoponiamo i prodotti, con lo scopo di un miglioramento continuo. Anche i colori presentati nel catalogo sono da considerarsi puramente indicativi.

While maintaining the basic characteristics of the product, the Company reserves the right to make modifications at any time with the sole aim of improvement. The colours illustrated in the catalogue are intended only as examples.

PANZERI CARLO S.R.L.  
Via Padania, 6/8  
20853 Biassono MB — Italy

Sede Legale  
Via Mameli, 11  
20851 Lissone MB — Italy  
T +39 039 2497483  
F +39 039 2497396  
panzeri@panzeri.it  
export@panzeri.it  
panzeri.it

Show-room Milano  
Arena Listone Giordano  
Via S. Cecilia, 6 - 20122 Milano — Italy

PANZERI & PARTNERs GMBH  
T +49 89 209 607 40  
F +49 89 209 607 41  
info@panzeri-partners.de  
panzeri-partners.de

PANZERI FRANCE SAS  
panzeri-france.fr

Show-room Paris  
179 Rue Lecourbe - 75015  
Paris - France

PANZERI MIDDLE EAST DMCC  
Preatoni Tower, Office 2506  
Cluster L, JLT, Dubai, UAE,  
PO Box 7042  
panzeri-me.com

Art Direction  
Piero Simonetto  
Graphic design  
INTOthesign  
Photos/Images  
INTOthesign  
HDG Hangar Design Group  
Print  
Asolana Group  
March 2024

È vietata la riproduzione anche parziale di questo Catalogo.  
It is forbidden to reproduce any part of this Catalogue.

© Panzeri Carlo S.r.l.

# PANZERI





