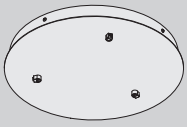
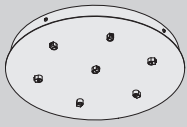
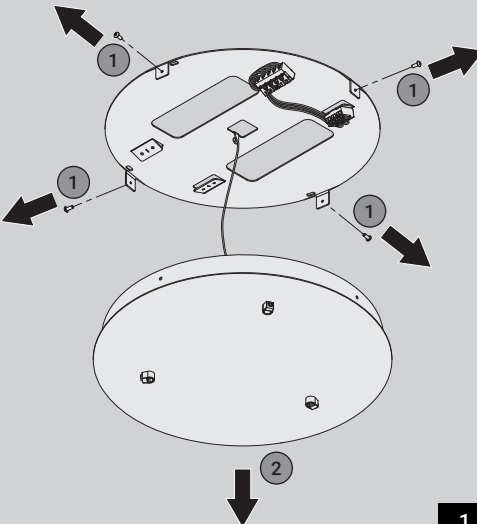
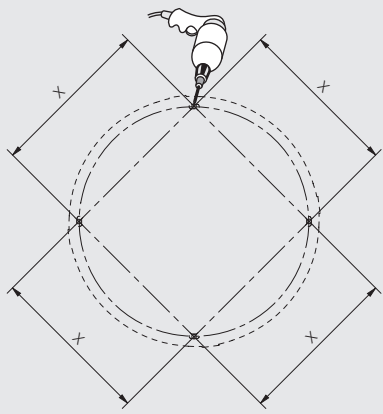
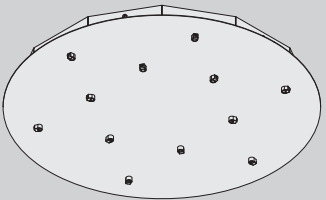
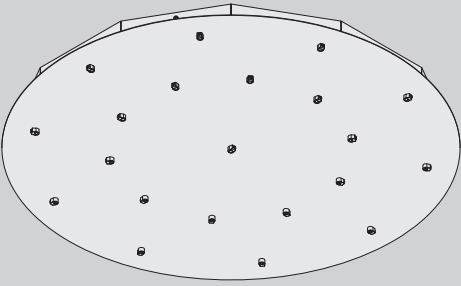
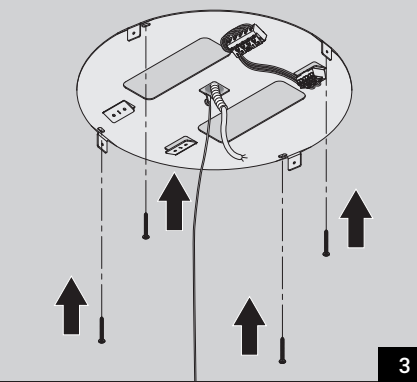




XM90_

XM90__-03 - XM90__-07 - XM90__-12 - XM90__-21

<p>XM90__-03</p> 	<p>XM90__-07</p> 		<p>XM90__-03 XM90__-07</p> <p>x = 247mm x = 9³/₄ in</p> <p>Dima per fori Template for holes Bohrschablone Gabarit pour les trous</p>	 <p>2a</p>
<p>XM90__-12</p> 	<p>XM90__-21</p> 		<p>XM90__-12 XM90__-21</p> <p>XM90__-12: x = 368mm x = 14¹/₂ in</p> <p>XM90__-21: x = 587mm x = 23¹/₈ in</p> <p>Dima per fori Template for holes Bohrschablone Gabarit pour les trous</p>	  <p>3</p> <p>4</p> <p>Collegamento ACCENSIONE UNICA</p> <p>Connection SINGLE SWITCH</p> <p>Anschluß-schei EINMALIGE EINSCHALTUNG</p> <p>Schema de connexion SEUL ALLUMAGE</p>  <p>5</p>

