

# PANZERI

## Corner

24V DC  
XG2045-300TRACK

white



### Data sheet

CODE	XG2045-300TRACK
SYSTEM POWER CONSUMPTION	max 24W/m
LIGHT SOURCE	LED
LIGHT DISTRIBUTION	diffused
POWER SUPPLY	24V DC
DRIVER	remote not included
GLARE RATING	UGR < 19
WEIGHT	2,05 Kg
PROTECTION DEGREE	IP40 IP20
PACKING DIMENSIONS	8,0 x 8,0 x 314,0 cm
L (mm)	3010
L (in)	118 3/5"



Modular profile for ceiling or wall perimeter installation for interiors, with direct light emission.

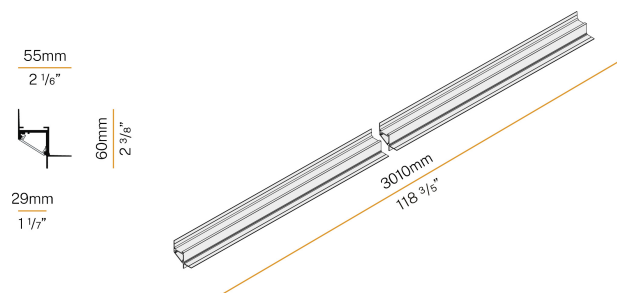
Hidden structure for plasterboard panels, in extruded aluminium in RAL 9003 white powder paint.

Extruded polycarbonate diffuser with opaline finish.

Light modules and driver to be ordered separately.

Fastening, joining and closing accessories to be ordered separately.

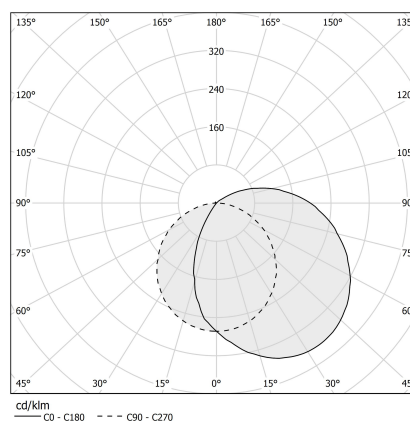
### Technical drawing



### Application



### Polar diagram



# PANZERI

## Corner

### Accessories / source

---

XM006.012.0410 LED module, 125mm (5") 16 LED 2,2W 24V DC 3000K Ra>90 285lm.



XM006.050.0410 LED module, 500mm (19,7") 64 LED 8,6W 24V DC 3000K Ra>90 1140lm.



YLR002.017.0410 Strip LED, 5000mm (196,9") 168 LED/m 17,3W/m 24V DC 3000K Ra>90 1810lm/m, to be cut each 42mm (1,7").



YLR002.017.0610 Strip LED, 5000mm (196,9") 168 LED/m 17,3W/m 24V DC 4000K Ra>90 1920lm/m, to be cut each 42mm (1,7").



YLR003.010.0410 Strip LED, 5000mm (196,9") 168 LED/m 9,6W/m 24V DC 3000K Ra>90 930lm/m, to be cut each 42mm (1,7").



YLR003.010.0510 Strip LED, 5000mm (196,9") 168 LED/m 9,6W/m 24V DC 2700K Ra>90 882lm/m, to be cut each 42mm (1,7").



YLR003.010.0610 Strip LED, 5000mm (196,9") 168 LED/m 9,6W/m 24V DC 4000K Ra>90 980lm/m, to be cut each 42mm (1,7").



# PANZERI

## Corner

### Accessories / power supply

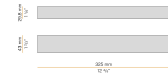
XM100/24 DIM

LED driver, 100W 24V DC, DALI/Push DIM dimmable.



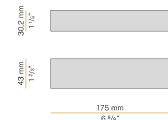
XM150/24 DIM

LED driver, 150W 24V DC, DALI/Push DIM dimmable.



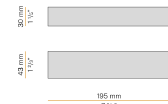
XM18/24 DIM

LED driver, 18W 24V DC, DALI/Push DIM dimmable.



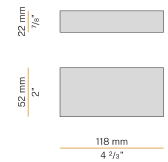
XM35/24 DIM

LED driver, 35W 24V DC, DALI/Push DIM dimmable.




XM6-20 UNI

LED driver, 4x20W 250=700mA.




XM60/24 DIM

LED driver, 60W 24V DC, DALI/Push DIM dimmable.



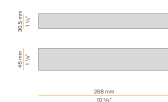
YDV.024.030.A01

LED driver, 30W 24V DC.



YDV.024.120.A01

LED driver, 120W 24V DC.



YDV.024.180.A01

LED driver, 180W 24V DC.

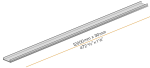


# PANZERI

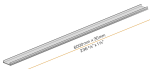
## Corner

### Accessories / diffusion

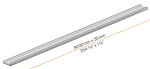
XM2033/34/45/46-1200S Extruded polycarbonate diffuser with opaline finish, 12000mm (472,4") long.



XM2033/34/45/46-600S Extruded polycarbonate diffuser with opaline finish, 6000mm (236,2") long.



XM2033/34/45/46-900S Extruded polycarbonate diffuser with opaline finish, 9000mm (354,3") long.



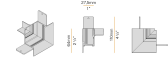
# PANZERI

## Corner

### Accessories / junction


XM2045-ANG 3

Connection joint for two lines of modular profiles with internal perpendicular junction 90°, for perimetral installation.



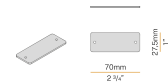
XM2045-ANG 4

Connection joint for two lines of modular profiles with external perpendicular junction 90°, for perimetral installation.



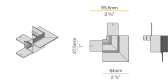
XM2045-U

Linear junction.



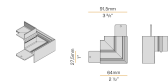
XM2045-U90 1

Connection joint for two lines of modular profiles with internal level junction 90°, for perimetral installation.



XM2045-U90 2

Connection joint for two lines of modular profiles with external level junction 90°, for perimetral installation.



# PANZERI

## Corner

### Accessories / closing

---

XM2045-T

Pair of end caps with screws.

