

# PANZERI

## Manhattan

24V DC  
XG2044-300TRACK

● white



### Data sheet

CODE	XG2044-300TRACK
SYSTEM POWER CONSUMPTION	max 35W/m
LIGHT SOURCE	LED
LIGHT DISTRIBUTION	diffused
POWER SUPPLY	24V DC
DRIVER	remote not included
WEIGHT	4,13 Kg
PROTECTION DEGREE	IP20
PACKING DIMENSIONS	10,5 x 305,0 x 10,5 cm
L (mm)	2920
L (in)	115"
ADVISED BRACKETS	4
HOLE (mm)	2925 x 58
HOLE (in)	115 1/4" x 2 2/7"



Modular profile for ceiling or wall built-in installation for interiors, with indirect light emission.

Total built-in structure in plasterboard, in extruded aluminium in RAL 9003 white powder paint.

Extruded aluminium heat sink.

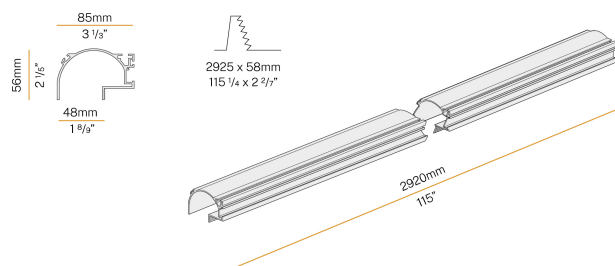
Extruded polycarbonate diffuser with opaline finish.

Light modules and driver to be ordered separately.

Fastening, joining and closing accessories to be ordered separately.

Built-in hole dimension: 2925x58mm (115,2x2,3")

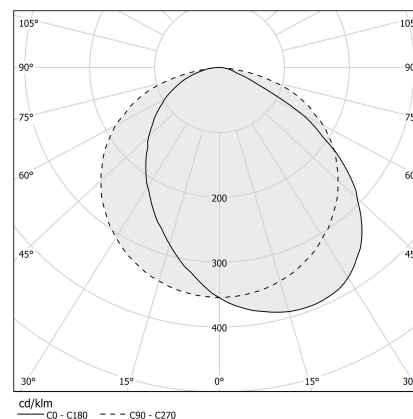
### Technical drawing



### Application



### Polar diagram



# PANZERI

## Manhattan

### Accessories / source

YLR001.022.0110

Strip LED, 5000mm (196,9") 160 LED/m 21,6W/m 24V DC 3000K Ra>80 3020lm/m, to be cut each 50mm (2").



YLR002.017.0410

Strip LED, 5000mm (196,9") 168 LED/m 17,3W/m 24V DC 3000K Ra>90 1810lm/m, to be cut each 42mm (1,7").



YLR002.017.0610

Strip LED, 5000mm (196,9") 168 LED/m 17,3W/m 24V DC 4000K Ra>90 1920lm/m, to be cut each 42mm (1,7").



YLR003.010.0410

Strip LED, 5000mm (196,9") 168 LED/m 9,6W/m 24V DC 3000K Ra>90 930lm/m, to be cut each 42mm (1,7").



YLR003.010.0510

Strip LED, 5000mm (196,9") 168 LED/m 9,6W/m 24V DC 2700K Ra>90 882lm/m, to be cut each 42mm (1,7").



YLR003.010.0610

Strip LED, 5000mm (196,9") 168 LED/m 9,6W/m 24V DC 4000K Ra>90 980lm/m, to be cut each 42mm (1,7").



# PANZERI

## Manhattan

### Accessories / power supply

XM100/24 DIM

LED driver, 100W 24V DC, DALI/Push DIM dimmable.



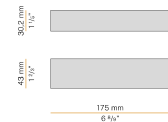
XM150/24 DIM

LED driver, 150W 24V DC, DALI/Push DIM dimmable.



XM18/24 DIM

LED driver, 18W 24V DC, DALI/Push DIM dimmable.



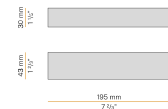
XM2044-TA

Power compartment with screws for installation on junctions.



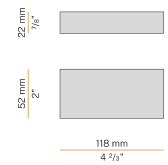
XM35/24 DIM

LED driver, 35W 24V DC, DALI/Push DIM dimmable.



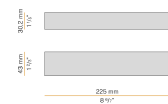
XM6-20 UNI

LED driver, 4x20W 250-700mA.



XM60/24 DIM

LED driver, 60W 24V DC, DALI/Push DIM dimmable.



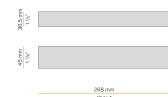
YDV.024.030.A01

LED driver, 30W 24V DC.



YDV.024.120.A01

LED driver, 120W 24V DC.



# PANZERI


## Manhattan

### Accessories / power supply

---

YDV.024.180.A01

LED driver, 180W 24V DC.



# PANZERI

## Manhattan

### Accessories / fixing

XM2044-F

Drywall fixing bracket kit.



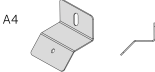
XM2044-FP

Flush wall fixing bracket kit.



XM2044-P

Plate for hanging.



# PANZERI

## Manhattan

### Accessories / junction

XM2044-ANG 3

Connection joint for two lines of modular profiles with internal perpendicular junction 90°, for total built-in installation.



XM2044-ANG 4

Connection joint for two lines of modular profiles with external perpendicular junction 90°, for total built-in installation.



XM2044-U

Linear junction kit.



XM2044-U90 1

Connection joint for two lines of modular profiles with external level junction 90°, for total built-in installation.



XM2044-U90 2

Connection joint for two lines of modular profiles with internal level junction 90°, for total built-in installation.



# PANZERI

## Manhattan

### Accessories / closing

---

XM2044-T

Pair of end caps with screws.

