


PANZERI

Taylor

360mA DC
X16819.008.2515

 mat brass



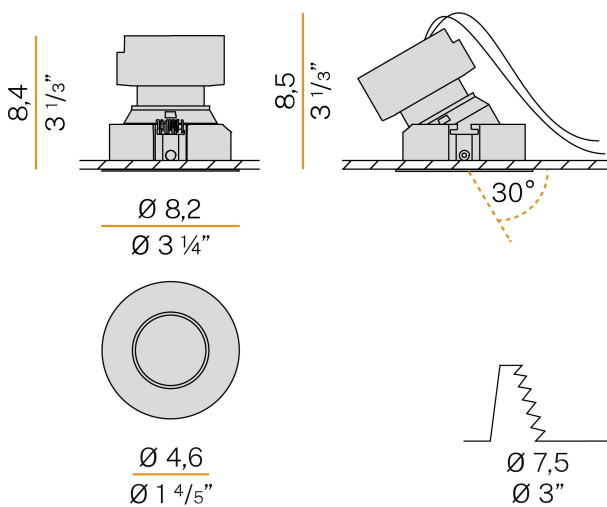
Data sheet

CODE	X16819.008.2515
SYSTEM POWER CONSUMPTION	12W
EFFICACY	68.67lm/W
LIGHT SOURCE	LED
LIGHT SOURCE LIFETIME	L80 (B10) 50.000h
COLOUR TEMPERATURE	3000K Ra>90
LIGHT DISTRIBUTION	adjustable
BEAM ANGLE	38°
POWER SUPPLY	360mA DC
DRIVER	remote not included
NOMINAL LUMINOUS FLUX	1470lm
LUMEN OUTPUT	824lm
EFFICIENCY	56.1%
WEIGHT	0,38 Kg
PROTECTION DEGREE	IP43 IP20
SHOCK RESISTANCE RATING	IK08
GLOW WIRE TEST PERFORMANCE	850°
PACKING DIMENSIONS	10,5 x 16,0 x 12,0 cm



Lighting fixture for ceiling built-in installation for interiors, with swivelling light beam. Built-in bearing for permanent false ceilings, in pickled sheet metal in black powder paint. Die-cast aluminium swivelling structure in black powder paint. Reflector in thermoplastic material with chrome plated finish. Anti-glare snoot in black thermoplastic material. Die-cast aluminium closing frame in white powder paint. Stainless steel spring clips for false ceiling fixing. Equipped with 0,4m (15,7") long power cable. Built-in hole dimension: Ø 75mm (Ø 3")

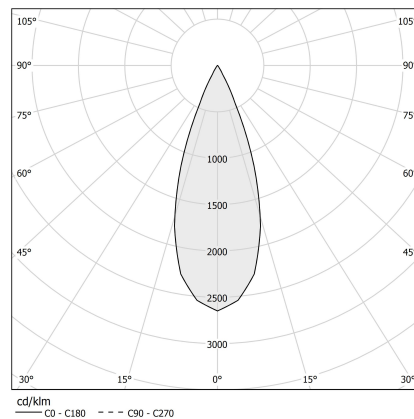
Technical drawing



Application



Polar diagram



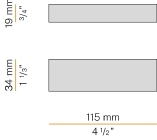
PANZERI

Taylor

Accessories / power supply

XM6-15 UNI

LED driver, 2,5÷15W 60÷360mA.



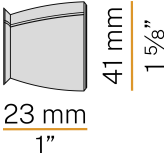
PANZERI

Taylor

Accessories / diffusion

XMR5

Spot optic.



XMR8

Wide flood optic.

