

PANZERI

To-be

24V DC
M02517.085.0510

 bronze

DIRECT
LIGHT

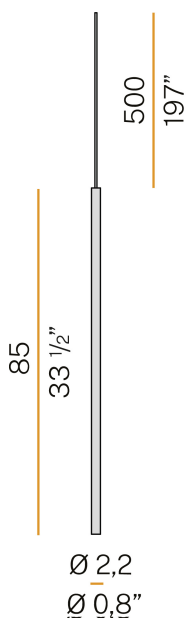
Data sheet

CODE	M02517.085.0510
SYSTEM POWER CONSUMPTION	2,8W
EFFICACY	90.5lm/W
LIGHT SOURCE	LED
LIGHT SOURCE LIFETIME	L70 (B50) 60.000h
COLOUR TEMPERATURE	2700K Ra>90
LIGHT DISTRIBUTION	diffused
POWER SUPPLY	24V DC
DRIVER	remote not included
NOMINAL LUMINOUS FLUX	270lm
LUMEN OUTPUT	181lm
EFFICIENCY	67%
WEIGHT	0,64 Kg
PROTECTION DEGREE	IP40
COLOUR TOLLERANCES	SDCM 3
PACKING DIMENSIONS	5,0 x 105,0 x 10,0 cm

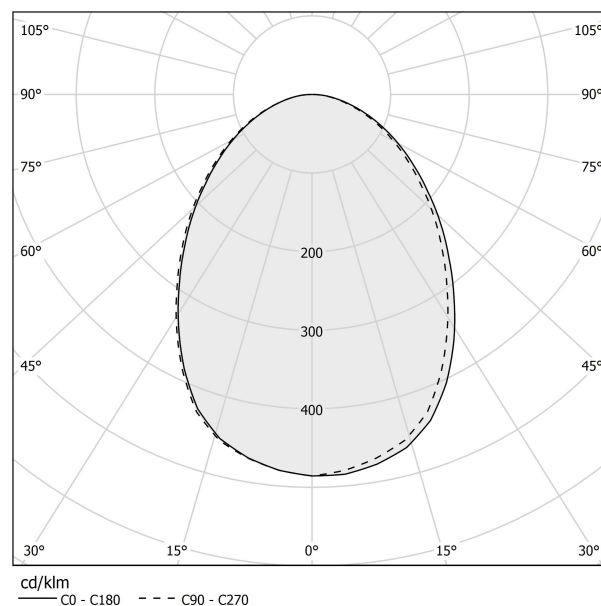


Multiple suspension lighting fixture for interiors, with direct light emission. Extruded aluminium structure in white, mat black, bronze or mat brass polyacrylic paint or with gold leaf coating. Extruded aluminium heat sink. Modelled polycarbonate diffuser with opaline finish. Turned brass end cap in polyacrylic paint. 5m (196,9") long suspension and power cable in transparent PVC. Provided without power canopy, complete with cable clamp on the cable's free extremity.

Technical drawing



Polar diagram



PANZERI

To-be

Accessories / power supply

XM100/24 DIM

LED driver, 100W 24V DC, DALI/Push DIM dimmable.



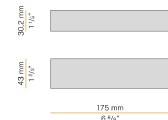
XM150/24 DIM

LED driver, 150W 24V DC, DALI/Push DIM dimmable.



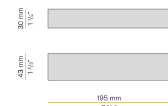
XM18/24 DIM

LED driver, 18W 24V DC, DALI/Push DIM dimmable.



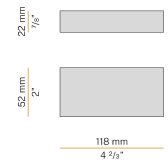
XM35/24 DIM

LED driver, 35W 24V DC, DALI/Push DIM dimmable.




XM6-20 UNI

LED driver, 4x20W 250=700mA.



XM60/24 DIM

LED driver, 60W 24V DC, DALI/Push DIM dimmable.




YDV.024.030.A01

LED driver, 30W 24V DC.



YDV.024.120.A01

LED driver, 120W 24V DC.



YDV.024.180.A01

LED driver, 180W 24V DC.



PANZERI

To-be

Accessories / fixing

M800

Polycarbonate hook for suspension.



3,2
1 1/4"



2
4/5"