

# PANZERI

## Soho 20

48V DC ON-OFF

B75401.026.2516

● white



### Data sheet

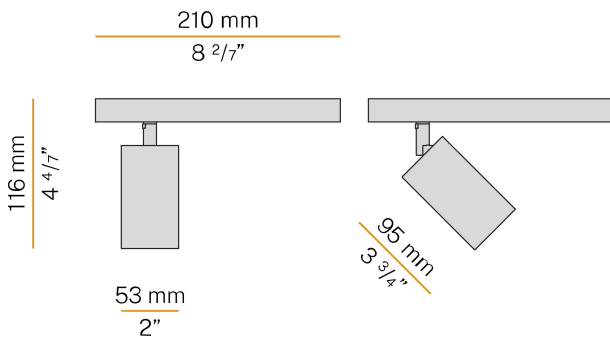
CODE	B75401.026.2516
SYSTEM POWER CONSUMPTION	26W
EFFICACY	72.69lm/W
LIGHT SOURCE	LED
LIGHT SOURCE LIFETIME	L80 (B10) 50.000h
COLOUR TEMPERATURE	3000K Ra>90
LIGHT DISTRIBUTION	adjustable
BEAM ANGLE	30°
POWER SUPPLY	48V DC
ELECTRICAL CONFIGURATION	ON-OFF
DRIVER	integrated included
NOMINAL LUMINOUS FLUX	2700lm
LUMEN OUTPUT	1890lm
EFFICIENCY	70%
GLARE RATING	UGR < 16
WEIGHT	0,40 Kg
PROTECTION DEGREE	IP20
GLOW WIRE TEST PERFORMANCE	850°
PACKING DIMENSIONS	17,5 x 29,8 x 7,9 cm



Lighting fixture for electrified track for interiors, with swivelling light beam.  
Die-cast aluminium joint with powder paint.  
Die-cast aluminium structure rotating on two axes in white or black powder paint.  
Reflector in thermoplastic material with chrome plated finish.  
Textured glass screen.  
Anti-glare snoot in black thermoplastic material.  
Equipped with electric and mechanical adapter for 48V low voltage electrified tracks.



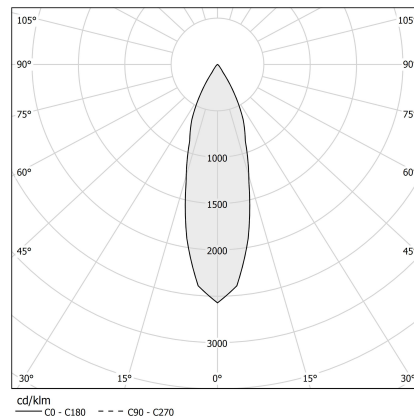
### Technical drawing



### Application



### Polar diagram



# PANZERI

## Soho 20

### Accessories / diffusion

---

XMR12

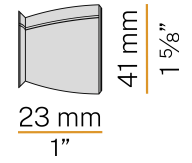
Internal satin gold cylinder.



---

XMR5

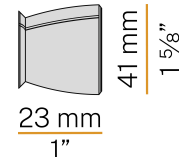
Spot optic.



---

XMR7

Wide flood optic.



# PANZERI

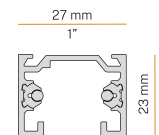
## Soho 20

### Accessories / electrified tracks

XM44501-100



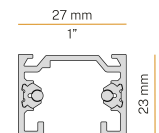
Electrified track for suspended or ceiling installation for interiors. Structure in extruded aluminium with white or black powder paint. 48V DC low voltage power supply. 15A total electrical load. Fastening, joining and closing accessories to be ordered separately. Length: 1m (39,4")



XM44501-200



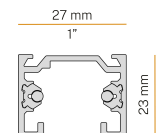
Electrified track for suspended or ceiling installation for interiors. Structure in extruded aluminium with white or black powder paint. 48V DC low voltage power supply. 15A total electrical load. Fastening, joining and closing accessories to be ordered separately. Length: 2m (78,7")



XM44501-300



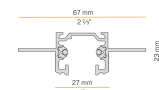
Electrified track for suspended or ceiling installation for interiors. Structure in extruded aluminium with white or black powder paint. 48V DC low voltage power supply. 15A total electrical load. Fastening, joining and closing accessories to be ordered separately. Length: 3m (118,1")



XM44602-100



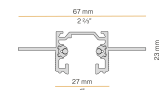
Electrified track for ceiling or wall built-in installation for interiors. Total built-in structure in plasterboard, in extruded aluminium with black powder paint. 48V DC low voltage power supply. 15A total electrical load. Fastening, joining and closing accessories to be ordered separately. Length: 1m (39,4")



XM44602-200



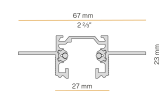
Electrified track for ceiling or wall built-in installation for interiors. Total built-in structure in plasterboard, in extruded aluminium with black powder paint. 48V DC low voltage power supply. 15A total electrical load. Fastening, joining and closing accessories to be ordered separately. Length: 2m (78,7")



XM44602-300



Electrified track for ceiling or wall built-in installation for interiors. Total built-in structure in plasterboard, in extruded aluminium with black powder paint. 48V DC low voltage power supply. 15A total electrical load. Fastening, joining and closing accessories to be ordered separately. Length: 3m (118,1")



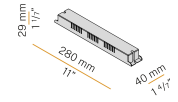
# PANZERI

## Soho 20

### Accessories / electrified tracks / power supply

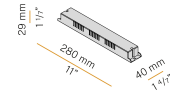
YDV.048.075.A01

LED driver, 75W 48V DC, on/off.



YDV.048.150.A01

LED driver, 150W 48V DC, on/off.



# PANZERI

## Soho 20

### Accessories / electrified tracks / power supply and closing

---

XM44501-ADX

Right live-end for 48V DC suspended or ceiling electrified track.



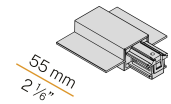
XM44501-ASX

Left live-end for 48V DC suspended or ceiling electrified track.



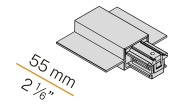
XM44602-ADX

Right live-end for 48V DC recessed electrified track.



XM44602-ASX

Left live-end for 48V DC recessed electrified track.



# PANZERI

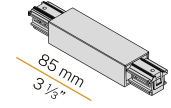
## Soho 20

### Accessories / electrified tracks / power supply and junction

---

XM44501-A

Central connector for 48V DC suspended or ceiling electrified track.



---

XM44602-A

Central connector for 48V DC recessed electrified track.



# PANZERI

## Soho 20

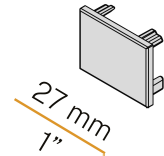
### Accessories / electrified tracks / closing

---

XM44501-C Cover 1000mm (39,4") long for 48V DC electrified track.



XM44501-E End cap for 48V DC suspended or ceiling electrified track.



XM44502-C Cover 1000mm (39,4") long for 48V DC electrified track.



XM44602-E End cap for 48V DC recessed electrified track.



# PANZERI

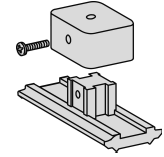
## Soho 20

### Accessories / electrified tracks / fixing

---

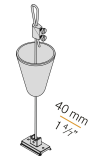
XM44501-K

Ceiling kit for 48V DC electrified track.



XM44501-S

Suspension kit with 2m (78,7") long steel wire and plate for 48V DC electrified track.



XM446-P

Plate for fixing ceiling pendants for 48V DC recessed electrified track.





# PANZERI

## Soho 20

### Accessories / electrified tracks / junction

---

XM44501-LE External "L" joint for 48V DC suspended or ceiling electrified track.



---

XM44501-LI Internal "L" joint for 48V DC suspended or ceiling electrified track.



---

XM44501-UE Straight joint for 48V DC electrified track.



---

XM44501-UM Mechanical straight joint for 48V DC electrified track.



---

XM44502-UE Straight joint for 48V DC electrified track.



---

XM44502-UM Mechanical straight joint for 48V DC electrified track.

