

PANZERI

Soho S 15

48V DC ON-OFF
B70001.018.2516

white



Data sheet

CODE	B70001.018.2516
SYSTEM POWER CONSUMPTION	18W
EFFICACY	94.72lm/W
LIGHT SOURCE	LED
LIGHT SOURCE LIFETIME	L80 (B10) 50.000h
COLOUR TEMPERATURE	3000K Ra>90
LIGHT DISTRIBUTION	flood
BEAM ANGLE	30°
POWER SUPPLY	48V DC
ELECTRICAL CONFIGURATION	ON-OFF
DRIVER	integrated included
NOMINAL LUMINOUS FLUX	2051lm
LUMEN OUTPUT	1705lm
EFFICIENCY	83.1%
GLARE RATING	UGR < 11
WEIGHT	0,50 Kg
PROTECTION DEGREE	IP20
GLOW WIRE TEST PERFORMANCE	850°
PACKING DIMENSIONS	11,0 x 11,7 x 29,2 cm

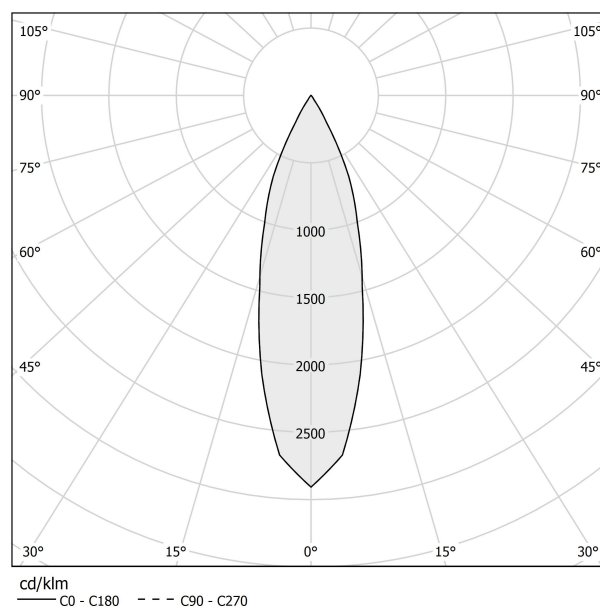


Suspension lighting fixture for electrified track for interiors, with direct light emission. Die-cast aluminium structure in white or black powder paint. Reflector in thermoplastic material with chrome plated finish. Anti-glare snoot in black thermoplastic material. Die-cast aluminium end cap with powder paint. 2m (78,7") long suspension and power cable in PVC with black fabric covering. Equipped with electric and mechanical adapter for 48V low voltage electrified tracks.



Technical drawing

Polar diagram



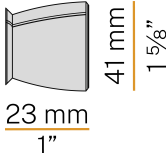
PANZERI

Soho S 15

Accessories / diffusion

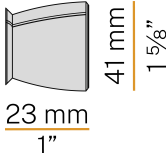
XMR5

Spot optic.



XMR7

Wide flood optic.



PANZERI

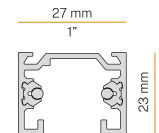
Soho S 15

Accessories / electrified tracks

XM44501-100



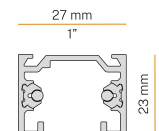
Electrified track for suspended or ceiling installation for interiors. Structure in extruded aluminium with white or black powder paint. 48V DC low voltage power supply. 15A total electrical load. Fastening, joining and closing accessories to be ordered separately. Length: 1m (39,4")



XM44501-200



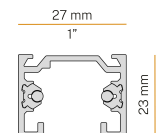
Electrified track for suspended or ceiling installation for interiors. Structure in extruded aluminium with white or black powder paint. 48V DC low voltage power supply. 15A total electrical load. Fastening, joining and closing accessories to be ordered separately. Length: 2m (78,7")



XM44501-300



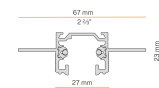
Electrified track for suspended or ceiling installation for interiors. Structure in extruded aluminium with white or black powder paint. 48V DC low voltage power supply. 15A total electrical load. Fastening, joining and closing accessories to be ordered separately. Length: 3m (118,1")



XM44602-100



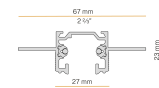
Electrified track for ceiling or wall built-in installation for interiors. Total built-in structure in plasterboard, in extruded aluminium with black powder paint. 48V DC low voltage power supply. 15A total electrical load. Fastening, joining and closing accessories to be ordered separately. Length: 1m (39,4")



XM44602-200



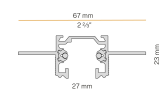
Electrified track for ceiling or wall built-in installation for interiors. Total built-in structure in plasterboard, in extruded aluminium with black powder paint. 48V DC low voltage power supply. 15A total electrical load. Fastening, joining and closing accessories to be ordered separately. Length: 2m (78,7")



XM44602-300



Electrified track for ceiling or wall built-in installation for interiors. Total built-in structure in plasterboard, in extruded aluminium with black powder paint. 48V DC low voltage power supply. 15A total electrical load. Fastening, joining and closing accessories to be ordered separately. Length: 3m (118,1")



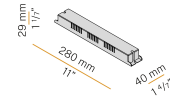
PANZERI

Soho S 15

Accessories / electrified tracks / power supply

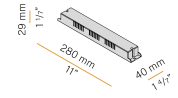
YDV.048.075.A01

LED driver, 75W 48V DC, on/off.



YDV.048.150.A01

LED driver, 150W 48V DC, on/off.



PANZERI

Soho S 15

Accessories / electrified tracks / power supply and closing

XM44501-ADX

Right live-end for 48V DC suspended or ceiling electrified track.



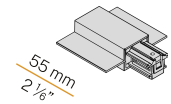
XM44501-ASX

Left live-end for 48V DC suspended or ceiling electrified track.



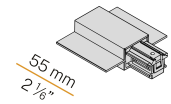
XM44602-ADX

Right live-end for 48V DC recessed electrified track.



XM44602-ASX

Left live-end for 48V DC recessed electrified track.



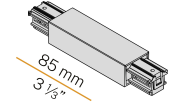
PANZERI

Soho S 15

Accessories / electrified tracks / power supply and junction

XM44501-A

Central connector for 48V DC suspended or ceiling electrified track.



XM44602-A

Central connector for 48V DC recessed electrified track.



PANZERI

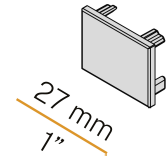
Soho S 15

Accessories / electrified tracks / closing

XM44501-C Cover 1000mm (39,4") long for 48V DC electrified track.



XM44501-E End cap for 48V DC suspended or ceiling electrified track.



XM44502-C Cover 1000mm (39,4") long for 48V DC electrified track.



XM44602-E End cap for 48V DC recessed electrified track.



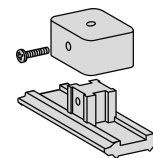
PANZERI

Soho S 15

Accessories / electrified tracks / fixing

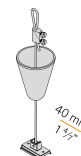
XM44501-K

Ceiling kit for 48V DC electrified track.



XM44501-S

Suspension kit with 2m (78,7") long steel wire and plate for 48V DC electrified track.



XM446-P

Plate for fixing ceiling pendants for 48V DC recessed electrified track.



PANZERI

Soho S 15

Accessories / electrified tracks / junction

XM44501-LE External "L" joint for 48V DC suspended or ceiling electrified track.



XM44501-LI Internal "L" joint for 48V DC suspended or ceiling electrified track.



XM44501-UE Straight joint for 48V DC electrified track.



XM44501-UM Mechanical straight joint for 48V DC electrified track.



XM44502-UE Straight joint for 48V DC electrified track.



XM44502-UM Mechanical straight joint for 48V DC electrified track.

