


PANZERI

Bow

24V DC

A13806.302.0010

 matte black

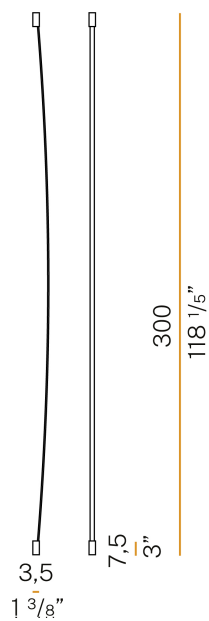
Data sheet

CODE	A13806.302.0010
POWER SUPPLY	24V DC
WEIGHT	0,48 Kg
PROTECTION DEGREE	IP20
PACKING DIMENSIONS	6,0 x 314,0 x 6,0 cm
L (mm)	3050
L (in)	120 1/6"



Flexible electrified profile for wall and ceiling installation for interiors. Structure in polycarbonate extruded in mat black or wood finish. 24V DC low voltage power supply. Complete with 2 fixing boxes and 1 power supply kit. Led module to be ordered separately. Length: 3,05m (120,1").

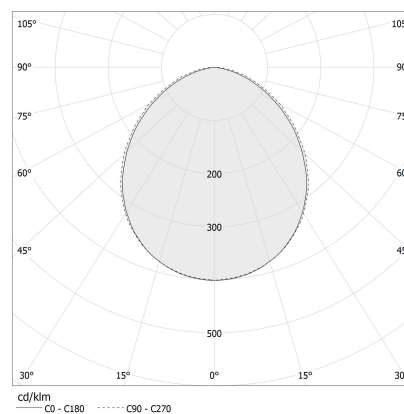
Technical drawing



Application



Polar diagram



PANZERI

Bow

Accessories / power supply

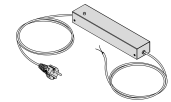
YBA13806.060.A01

Integrated power supply box for Bow, with driver 60W/24V on/off



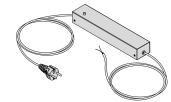
YCD13806.300.060

Power supply box for Bow, with 60W/24V driver, with integrated dimmer and plug. Length 3m (118 1/5").



YCI13806.300.075

Power supply box for Bow, with 75W/24V on/off driver, with button and plug. Length 3m (118 1/5").



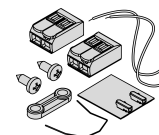
PANZERI

Bow

Accessories / connection

YKA13800.01

Additional power supply kit for multiple configurations, consisting of 24V power supply board with 1 fixing spring, cable clamp, power supply cables, terminals blocks.



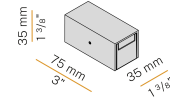
PANZERI

Bow

Accessories / fixing


YBF13806.007

Die-cast aluminium fastening box with extruded aluminium end cover for Bow profile, in mat black or wood finish.



YFA13806.90

Bracket for fixing Bow at 90° angle, made of steel with polyacrylic paint finish in mat black or for wood version.



YFL13806.002

Spacer for illuminated linear sections for Bow, made of aluminium, with mat black and wood finish.



PANZERI

Bow

Accessories / light modules

YLB138.050.0510

LED module, 500mm (19,7") 98 LED 8W 24V DC 2700K Ra>90 800lm. Complete with no. 2 fixing springs. Cuttable every 250mm.

